

# ATHLETE GUIDE

# 70.3

**IRONMAN**  
**70.3**  **BOULDER**

8.3.19 | #IM703BOULDER | [IRONMAN.COM/BOULDER70.3](http://IRONMAN.COM/BOULDER70.3)



# TABLE OF CONTENTS



## WELCOME MESSAGES



## EVENT SCHEDULE



## ATHLETE CHECK-IN



## RACE DAY INFO



## POST RACE INFO




## QUALIFYING FOR THE 70.3 WORLD CHAMPIONSHIP



## RŌKA SWIM COURSE



## VENTUM BIKE COURSE



## PLAYTRI SWIM · BIKE · RUN BIKE STORE & TECH



## HOKA ONE ONE TIME TO FLY™ RUN COURSE



## RULES/USAT MEDICAL POLICY



## SPECIAL PROGRAMS

# WELCOME



## RACE DIRECTOR

Greetings, IRONMAN 70.3 Boulder Athletes!

Welcome, and for many of you, welcome back, to Boulder County and to one of IRONMAN's most popular races in the circuit. There's a reason why so many of you return to this race, year after year, to challenge yourselves against the elements along the Front Range of Colorado's Rocky Mountains. Those of you who are new to the event will soon know why this race, and why Boulder, is so special.

You'll start your day with a 1.2-mile swim in the Boulder Reservoir, followed by a 56-mile ride through North Boulder County, and finishing after a 13.1-mile run around the Reservoir. All accented by incredible mountain vistas and the occasional sighting of Northern Colorado's unofficial mascots, the prairie dogs.

IRONMAN 70.3 Boulder has a rich history, spanning well over a decade. The City of Boulder and Boulder County have attracted so many triathletes over the years who have chosen to make Colorado home.

Before and after your race, be sure to check out and enjoy all of the wonderful things Boulder has to offer. From world-class microbreweries to nearby Rocky Mountain National Park, there is something for everyone here.

Be safe. Have fun. And I'll see you at the finish line.

Danial James  
Race Director  
IRONMAN 70.3 Boulder

# EVENT SCHEDULE

## THURSDAY, AUGUST 1, 2019

START	END	EVENT	LOCATION
1 PM	6 PM	Athlete Check-In	Boulder Reservoir
1 PM	6 PM	IRONMAN Village/Information Tent	Boulder Reservoir
1 PM	6 PM	Official IRONMAN Store	Boulder Reservoir
1 PM	6 PM	PLAYTRI Triathlon Store & Tech Service Center	Boulder Reservoir
1 PM	6 PM	VIP Spectator Credential Pick-Up	Boulder Reservoir
3 PM		Athlete Briefing	Boulder Reservoir
5 PM		Athlete Briefing	Boulder Reservoir

## FRIDAY, AUGUST 2, 2019

START	END	EVENT	LOCATION
9 AM	5 PM	Athlete Check-In	Boulder Reservoir
9 AM	5 PM	IRONMAN Village/Information Tent	Boulder Reservoir
9 AM	5 PM	Official IRONMAN Store	Boulder Reservoir
9 AM	5 PM	PLAYTRI Triathlon Store & Tech Service Center	Boulder Reservoir
9 AM	5 PM	VIP Spectator Credential Pick-Up	Boulder Reservoir
11 AM		Athlete Briefing	Boulder Reservoir
11 AM	6 PM	Mandatory Bike Check-In	Boulder Reservoir
12:30 PM		Pro Panel	Boulder Reservoir
2 PM		Athlete Briefing	Boulder Reservoir
5 PM		Athlete Briefing	Boulder Reservoir

## SATURDAY, AUGUST 3, 2019 - RACE DAY

START	END	EVENT	LOCATION
4:30 AM	7 AM	Transition Open; Body Marking; Gear Set-Up	Boulder Reservoir
7 AM	3 PM	IRONMAN Village/Information Tent	Boulder Reservoir
7 AM	3 PM	Official IRONMAN Store	Boulder Reservoir
7:05 AM		Race Start	Boulder Reservoir
10:30 AM	5 PM	Athlete Post-Race Food	Boulder Reservoir
12:30 PM	5 PM	Bike & Gear Check-Out	Boulder Reservoir
4 PM		Awards Ceremony/2020 IRONMAN 70.3 World Championship Slot Allocation/Rolldown Ceremony	Boulder Reservoir
		*Slot Allocation/Rolldown Ceremony will begin immediately following Awards-Be Early!	



# ATHLETE CHECK-IN

## WHEN

- Thursday, August 1 from 1 PM to 6 PM
- Friday, August 2 from 9 AM to 5 PM

Athlete Check-In will not be open on race day. If you do not check in during the designated Athlete Check-In hours you will not be permitted to race. ALL RACE PACKETS MUST BE PICKED UP BY 5 PM ON FRIDAY.

## WHERE

Boulder Reservoir  
5565 North 51st St.  
Boulder, CO 80301

## WHAT TO BRING

- Photo ID or Passport
- USAT card or \$15 cash to purchase a one-day license.

## ATHLETE CHECK-IN STEPS

1. Show Photo ID to volunteers to receive Bib #
2. Pick up WTC and Medical Waivers
3. Read and sign both waivers. Make edits to yellow medical waiver if necessary.
4. Drop off both signed waivers.
5. Pick up Athlete Race Packet
6. Pick up t-shirt and swag
7. Pick up timing chip- make sure name on screen matches number

## RELAY TEAMS

Relay teams must be present together at Athlete Check-In, at the same time. No relay team will be permitted to check in if all members are not present. All relay teams must check in during the posted Athlete Check-In dates and times—NO EXCEPTIONS.

Each athlete that participates in a Relay will receive a shirt, hat and medal. Medals and hats will be distributed at the finish line upon completion of their leg of the race.

## EMERGENCY CONTACT

Athletes are required to check in at the venue during the dates and times listed above and on the Event Schedule. Athlete Check-In will not be available outside the posted times. Should an athlete have a legitimate, verifiable emergency that prevents them from picking up their materials, IRONMAN will try to accommodate the athlete to the best of our ability as long as the athlete informs IRONMAN.

To inform IRONMAN of any emergency during race week, athletes must call the EMERGENCY PHONE NUMBER listed below. **Athletes who show up after the posted check-in dates and times will not be allowed to race unless prior arrangements were made via the emergency phone during the following times:**

IRONMAN 70.3 Boulder Athlete Services:

813.486.2113

BOULDER70.3@IRONMAN.COM

Emergency phone hours are as follows:

Thursday, August 1	1 PM to 7 PM
Friday, August 2	9 AM to 6 PM
Saturday, August 3	5 AM TO 6 PM

## YOUR RACE PACKET WILL INCLUDE:

- Race bib- to be worn on the run
- Bike/Helmet stickers
- Swim cap
- Bike Check-Out ticket
- Athlete wristband- must be attached at time of check-in and worn until after the race is complete. All previous wristbands must be removed

*\*You will pick up your timing chip before leaving the Athlete Check-In area.*

## ATHLETE WRISTBAND

A wristband printed with your race number will be affixed to your wrist at Athlete Check-In. This band will identify you as an official athlete and must be worn during race week. The wristband is required for medical identification purposes and allows you access to both transition area and post-race athlete recovery areas. Any wristbands from previous events must be removed. You must be wearing your wristband if you plan to claim a slot to the 2020 IRONMAN 70.3 World Championship in, Taupō, New Zealand.




## BIKE STICKERS

You will receive the following stickers in your athlete packet:

- Bike frame sticker
- Helmet sticker
- Bike stem sticker
- 5 extra gear bag stickers to label belongings (if applicable)

Make sure the frame sticker is visible on both sides of your bike. The bike frame sticker cannot be altered in any fashion and the race logo MUST be visible. The helmet sticker will be affixed to the front of your helmet, and the bike stem sticker will be placed in between handlebars. **Athletes will not be permitted to have any other stickers on their bikes other than the bike frame sticker issued at Athlete Check-In. Any previous event stickers on the bike must be removed.**



INNOVATIVE SWEAT  
ACTIVATED APPAREL

**VIEWSPORT®**  
MOTIVATION REVEALED



[www.viewsport.com](http://www.viewsport.com)



# PRE-RACE INFO

## PHYSICAL ADDRESSES

### SWIM START/TRANSITION/FINISH LINE/IRONMAN VILLAGE

Boulder Reservoir  
5565 North 51st St.  
Boulder, CO 80301

## IRONMAN VILLAGE INFORMATION

The IRONMAN Village is the center of the event weekend, serving as the location for Athlete Check-In, Athlete Briefings, and the IRONMAN Merchandise Store. The village is free and open to the public, offering a great opportunity for athletes to pick up final race day essentials. [CLICK HERE](#) to check out the IRONMAN Village page on the event website to see which IRONMAN Partners and Vendors will be attending.

## MANDATORY ATHLETE BRIEFING

Mandatory Athlete Briefings will be held during IRONMAN Village hours in the days prior to the event (check the event schedule for times) and are hosted for the benefit of all athletes. The briefings will cover important information pertaining to any peculiarities of the course, rules and cut-off times for the disciplines and most importantly any last minute changes or procedures to the event that have occurred, or may potentially occur due to weather related forecasts.

## PERSONAL SAFETY

Athletes may swim in the designated swim areas at the Boulder Reservoir during the Reservoir hours prior to the race. Please abide by all rules implemented by the Boulder Reservoir. Violation of any rules may result in disqualification. Always train with at least one other person (especially in the open water). While swimming, please wear a brightly colored swim cap and ensure that your family members and/or friends know where you are. While we make reasonable efforts to inspect the swim entry and exit points for underwater hazards, the inspection does not take place until just before the swim discipline starts. Keep in mind that this is a natural body of water and is subject to hidden hazards including, but not limited to: currents, underwater obstructions, tides, rip currents and indigenous marine life.

When training, please bike and run on the shoulder without moving into the traffic lane. Please be courteous and aware that the people sharing the roads with you are people you will count on during race day to fulfill your physical and emotional needs. Please ride single file, as biking side by side is illegal.

As you are one of Boulder's invited guests, please respect and obey the traffic laws during your training practices. Violators will be cited. You are required to carry proper identification at all times. If you are stopped, you must present your identification to the inquiring officer. Failure to do so may result in race disqualification. Your cooperation is appreciated.

## MANDATORY BIKE CHECK-IN

In an effort to increase the amount of parking we can utilize at the reservoir, Mandatory Bike Check-In will be Friday, August 2 from 11 AM to 6 PM.

All bicycles must be checked in on Friday and left overnight. Bicycles will not be permitted to enter the transition area on race morning. While bikes are stored in transition, athletes will be allowed to cover their seats and handlebars only from inclement weather. Full bike covers ARE NOT ALLOWED as it presents a safety hazard to volunteers and other competitors. Full bike covers will be removed from any bikes left in transition once Bike Check-In is over. You will have access to your bicycle beginning at 4:30 AM on race morning, but you will not be allowed to remove your bike from the transition area until the start of the bike portion of the race. All bikes must be checked in by 6 PM Friday, August 2.

# PARKING & TRANSPORTATION

## PARKING

At registration each athlete will be given one (1) vehicle hanging pass to enter the Boulder Reservoir. **ONLY vehicles with a hanging pass on their windshield will be allowed to enter the Reservoir. NO EXCEPTIONS!** Vehicles will be allowed to enter the Reservoir from 4 AM to 7 AM. Any vehicle attempting to enter the Reservoir after 7 AM will NOT be permitted; even with an athlete pass. At 2 PM, vehicles with a hanging pass will be allowed to re-enter the Reservoir, if needed, for bike pick-up.

**PLEASE NOTE: THERE WILL BE NO DOGS ALLOWED AT THE BOULDER RESERVOIR**

## CARPOOL

Please carpool! We highly encourage athletes to carpool with friends and family. The Boulder Reservoir has very limited parking. To ensure everyone gets into the Reservoir on time the fewer cars the better. Thank you for your cooperation.

## SHUTTLES

Shuttles will now run continuously from four locations; the Boulder High School, Holiday Inn Express (North Boulder), Hampton Inn (Lookout Road), and Marriott (Canyon) in Boulder. Shuttles will run regularly from **5 AM to 6 PM**. The shuttles will accommodate athletes and spectators staying at these hotels and in the Boulder area. Addresses for each location is below:

Holiday Inn Express  
4777 Broadway  
Boulder, CO 80304

Hampton Inn  
6333 Lookout Road  
Boulder, CO 80301

Marriott  
2660 Canyon  
Boulder, 80301

Boulder High School  
1604 Arapahoe Road  
Boulder, CO 80301



## THE HEALTHIER BEEF OPTION

Certified Piedmontese beef is raised without added growth hormones, steroids, antibiotics, or animal byproducts. It's lower in saturated and total fat and an excellent source of protein. Select cuts are even certified as heart-healthy by the American Heart Association.

**25% OFF**  
DISCOUNT CODE:

**IMBD19H**

OFFER VALID THROUGH 8-27-2019

**ALL NATURAL**

**NO ADDED  
GROWTH HORMONES**

**NO STEROIDS**

**NO ANTIBIOTICS**



# RACE DAY INFO

## RACE MORNING PROCEDURE

Transition opens at 4:30 AM on race morning. Remember to bring your timing chip, wetsuit, and swim cap. Please do not wear your bib number in the swim. Leave it with your bike and put it on before you head out on the course. The number will not hold up for the duration of the race if it gets wet.

Body marking will begin at 4:30 AM outside of transition. During the body marking process, athletes are responsible for ensuring the body marking volunteers mark the athlete's age as of December 31, 2019 which corresponds with the age division in which the athlete will compete in on race day. If you ordered race number tattoos prior to race day; be sure to apply them prior to arrival. You will not be permitted in the transition area on race day without your wristband, swim cap and timing chip. If you have misplaced any of these items, please see the transition director for a replacement. Do not apply sunscreen, oil, Vaseline or lotion until after you have been body marked. Transition closes at 7 AM. All athletes must be out of transition and headed to the swim before this time.

## AID STATIONS

Aid stations are approximately every 15 miles on the bike and approximately a mile apart on the run. The general offerings are as follows:

### BIKE:

Gatorade Endurance Formula  
(Flavor: Orange)  
Water  
Bananas  
GU ROCTANE Energy Gels  
BASE Performance Bars  
Red Bull

### RUN:

Gatorade Endurance Formula  
(Flavor: Lemon Lime)  
Water  
Cola  
GU ROCTANE Energy Gels  
BASE Performance Bars  
Red Bull  
Pretzels  
Fruit - Bananas & Oranges

## AN IRONMAN NEEDS THE BEST.



That's why we're  
on course with  
our amped up  
ROCTANE Energy  
Gels



\*10 delicious flavors including three caffeine-free options.

Three-time IRONMAN World Champion Mirinda "Rinny" Carfrae reaches for Lemonade ROCTANE Energy Gels when she's training and racing.

# RACE DAY INFO

## RACE TIMING AND CUT-OFFS

The race will officially end 8 hours and 30 minutes after the final athlete enters the water. Aid station stops, transitions, etc., will be included in your total elapsed time. Splits will be recorded for each segment of the race. The following cut-off times apply for each segment of the race:

### SWIM CUT-OFF

The swim course will close 1 hour and 10 minutes after the last athlete enters the water. Each athlete will have 1 hour and 10 minutes to complete the 1.2 mile swim. Individual athletes who take longer than 1 hour and 10 minutes to complete the swim will receive a DNF. IRONMAN officials reserve the right to pull athletes off the course who exceed any established course time cut-offs.

### BIKE CUT-OFF

The bike course will close 5 hours and 30 minutes after the last athlete enters the water. Each athlete or relay team will have 5 hours and 30 minutes to complete the swim, T1 and bike course regardless of when they start the swim. Any athlete or relay team that takes longer than 5 hours and 30 minutes to complete the swim, T1 and bike course will receive a DNF.

### RUN CUT-OFF

The run course will close 8 hours and 30 minutes after the last athlete enters the water. Each athlete or relay team will have 8 hours and 30 minutes to complete the entire course. Any athlete or relay team that takes longer than 8 hours and 30 minutes to complete the entire course will receive a DNF.

IRONMAN reserves the right to remove an athlete from the course and DNF the athlete if our course staff determines there is no possibility of an athlete finishing the given discipline (swim, bike, run) before the posted cut-off times based on an athlete's location, time and average speed up to that point.

**Based on permits for the roads on the course and the safety of athletes involved, cut-off times must be respected for all IRONMAN 70.3 events.**

### WETSUIT OPTIONAL RACES

If the water temperature on race morning measures between 76.2 degrees Fahrenheit (24.55 degrees Celsius) and 83.8 degrees Fahrenheit (28.8 degrees Celsius), the race will be wetsuit optional. If you choose to wear a wetsuit, you will start after the non-wetsuit swimmers. **Should the event offer a wetsuit optional swim wave due to water temperature, all athletes in the wetsuit optional wave will have 1 hour and 10 minutes to complete the swim, but the bike and run course cut-off times will not be adjusted and will be based on the swim start time of the last non-wetsuit athlete.** Athletes who choose to wear a wetsuit will not be eligible for Age Group awards, including IRONMAN World Championship slots or Rolldown slots.

## TIMING CHIP

Your timing chip will not be in your packet. You must stop at the timing table before leaving the Athlete Check-In area to pick up your chip. At the timing table, you will verify that your name matches your number.

Your chip must be worn on your left ankle at all times during the race. If you do not start the race, you are responsible for returning the chip to an IRONMAN staff member or timing team member. Failure to do so may disqualify you from participating in future IRONMAN events. It is essential that we know where you are on the course at all times for your safety and our peace of mind. If you are transported to any medical station, the medical staff will take responsibility for chip. If you lose your timing chip during the event, you are responsible for obtaining a replacement at one of the following locations: swim start, swim exit, bike exit or run exit. Volunteers will have extra timing chips at the timing locations above. If you lose your chip while on the run course, please notify a timing official immediately after crossing the finish line.

Failure to wear your timing chip on race day, return your chip after the event, or pay the replacement cost of your lost timing chip may disqualify you from future IRONMAN events.

After the race, if you realize you still have your chip, please mail it within 5 business days to:

Sportstats USA  
88 54th St.  
SW Suite 106  
Wyoming, MI 49548

Please use package envelope and do not put any value on it for customs.

## IRONMAN TRACKER

The IRONMAN Tracker App provides official real-time athlete tracking for select IRONMAN and IRONMAN 70.3 events. Download the app to your phone to track athlete's times, find them on the interactive map, and share race-day updates on social media!



**G** ENDURANCE

# NO ARTIFICIAL FLAVORS

WITH A LIGHTER TASTE



FORMULATED FOR *FARTHER*™

Endurance athletes take things farther. Gatorade® Endurance Formula is designed for the specific demands of endurance athletes. On course at over 300 races.



AVAILABLE IN LEMON-LIME, ORANGE AND CHERRY  
SOLD EXCLUSIVELY AT RUN, BIKE, AND TRI SHOPS  
ONLINE AT [GATORADEENDURANCE.COM](http://GATORADEENDURANCE.COM)

Gatorade® Endurance Formula has nearly twice the sodium (300mg) and more than triple the potassium (140mg) of regular Gatorade® to help meet endurance athletes' needs.  
©2017 S-VC, Inc. GATORADE ENDURANCE and G DESIGN are registered trademarks of S-VC, Inc.



# POST RACE INFO

## BIKE CHECK-OUT

Mandatory Bike is from 12:30 PM to 5 PM. You must have your athlete wristband on in order to enter transition. If you are unable to personally claim your bike, a family member or friend can retrieve your items using the Bike Check-Out ticket provided in your race packet prior to race day. If friend or family member does decide to pick these items up for you as a courtesy, please ask them to leave a message on your cell phone so we have no panicked athletes - it happens a lot!

## NORMATEC RECOVERY TENT

IRONMAN 70.3 Boulder would like to thank Normatec for being at the finish line to provide athletes with post-race recovery.

## AWARDS CEREMONY

The awards ceremony is scheduled for 4 PM (pending final finisher) at the stage in IRONMAN Village. Don't miss out on claiming your award! If you cannot attend the awards ceremony, you can pick up your award at 3:30 PM at the stage. Unclaimed awards will be held for 30 days and then donated to a local charity.

## RACE PHOTOGRAPHY

FinisherPix will have several photographers working at the swim exit, on the bike course, on the run course, and of course, at the finish line!

### HOW TO ORDER YOUR PIX:

- Register your e-mail address at [www.finisherpix.com](http://www.finisherpix.com) to be notified as soon as photos are online.
- Have your number visible on the FRONT of your bike helmet so you can be identified in your cycling photos.
- Keep your bib number visible on the FRONT of your body during the run and at the finish line so you can be easily identified.
- Smile and celebrate when you cross the finish line! Don't worry about touching your watch, the timing company will ensure an accurate record of your achievement.
- Visit [www.finisherpix.com](http://www.finisherpix.com) to view, order, and share your photos from the event.

## LOST AND FOUND

Lost and Found will be at the Information Tent during race week and on race day. Please check the schedule of events for Information Tent hours and location. After the conclusion of the event, please contact [BOULDER70.3@IRONMAN.COM](mailto:BOULDER70.3@IRONMAN.COM) to locate any missing items and schedule returns. Shipping fees will apply. All unclaimed items will be donated within 30 days.

## MEDICAL AREA

The medical area is for athletes only and family members are not allowed. Overcrowding in the medical area prevents the medical staff from doing their job. For information on an athlete receiving medical treatment, please wait outside the medical tent for updates on your athlete's condition.

## VOLUNTEERS

Please remember to thank the Volunteers! The race wouldn't be possible without their assistance.

For more information about volunteering for this event, click on the Volunteer Tab at [IRONMAN.COM/BOULDER70.3](http://IRONMAN.COM/BOULDER70.3).

## FINISHER CERTIFICATE

To get your finisher certificate, go to [IRONMAN.COM/BOULDER70.3](http://IRONMAN.COM/BOULDER70.3) and click on results. Once you find your result page, click on the "Get Certificate" button in the upper right hand corner and the certificate will generate as a PDF.

## TIMING/RESULTS

If there is an issue with your timing, please e-mail [TIMING@IRONMAN.COM](mailto:TIMING@IRONMAN.COM)







**FinisherPix** | Powered by Smiles



# NEVER FORGET **YOUR RACE**



**IRONMAN**  
OFFICIAL PHOTOGRAPHER



ORDER YOUR RACE PHOTOS HERE:

**[www.finisherpix.com](http://www.finisherpix.com)**

[www.facebook.com/finisherpix](https://www.facebook.com/finisherpix)  
#finisherpix



# RELAY INFO

## WHAT IS A RELAY TEAM?

A relay team is comprised of 2 or 3 athletes who compete as a “group” to finish the triathlon. Typically, one athlete completes the swim, another the bike, and the final person does the run. Each athlete passes his/her timing strap and chip from one to the other as they complete their respective leg of the race. A two-person team can complete the race in any combination of legs. Relay team members can be comprised of mixed of genders and ages. However, all participants must be 18 years of age on race day.

## CHECK-IN PROCESS

**All relay members must be present and together during Athlete Check-In to pick up their assigned race packets. Relay members cannot pick up race packets for their teammates and will not be able to check-in if a relay team member is missing.** (This is for the safety and legal accountability of all athletes during the event).

Relay teams should look for the Relay Check-In table upon arriving at Athlete Check-In. All relay members must have a photo ID and be covered by USA Triathlon. If you are an annual member, please bring your valid (not expired) USAT card. If you are not a USAT member and did not pay for the \$15 one-day license online please bring \$15 cash (credit cards and checks will NOT be accepted). If you purchased the \$15 one-day license, you do not need to bring anything other than your photo ID. **If your team is adding or changing a teammate the new member must purchase a one-day license or provide proof of USAT membership.** USAT one-day licenses are not transferable.

At Athlete Check-In, athletes will be required to sign their own individual waivers – no waiver, no race. A relay team will be assigned one bib number.

## EACH TEAM WILL RECEIVE:

- 1 swim cap,
- bike stickers,
- helmet sticker,
- race bib to be worn on the run
- 2 or 3 athlete wristbands
- bike check-out tickets

Each athlete will receive a participant t-shirt and swag bag. Timing chips will be picked up near the exit at Athlete Check-In. There will only be one timing chip per team. Finisher hats and relay medals are given to the runner upon finishing.

## BODY MARKING

Relay athletes will get body marked with the race team number and the letter “R” denoting a relay team. The team’s bib number will be marked on both arms and the “R” will be marked on the left calf.

## TIMING AND CHIP TRANSFER RULES

In order to ensure a proper chip timing reading, relay athletes must keep ankle strap and chip on their ankle at all times. Athletes must make the chip transfer from ankle to ankle at the specified relay area (relay pen) near transition. Athletes must not run with the chip in their hands at any time to ensure accurate chip reading.

The timing chip acts as the “baton” and athletes must hand-off the timing strap/chip to move forward to the next discipline. Failure to do so will result as a DNF.

## SWIM TO BIKE

The bike can not be removed from the bike rack until chip is properly transferred and attached to the next teammate. The swim leg athlete will exit the swim and head to transition area where they will locate their bike leg athlete in the relay pen and make the chip transfer. The swim athlete must stay within the confines of the relay pen. Only after the chip and ankle strap has been transferred, can the bike leg athlete go to the bike rack to begin the bike portion of the event.

## BIKE TO RUN

The timing chip may not be removed until the bike is properly racked in the designated spot.

## RUN TO FINISH

Only the run leg relay participant is able to cross the finish line. All other relay team participants will be able to access post-race finish line athlete areas (not including the finish line chute).

If a relay team member drops out of any leg or fails to meet the given time allotment, the relay team will not be able to continue the race and will be disqualified.

## PLAN AHEAD

It is imperative that relay athletes properly communicate with their team. Each relay team is accountable for being in the designated place at the right time. Athletes are not expected to wait in the transition pen area for the entire length of the race, but athletes should be aware of anticipated finish times associated with each leg. We strongly encourage relay athletes to follow the event schedule and stay close to the relay exchange area.

\*Please keep in mind that access to race venues may be difficult or not possible due to race road closures. It is up to the each athlete to coordinate timing and chip transfer.

## FINISH LINE

Volunteers will be instructed to give relay athletes “relay medals.” Relay medals are different than the individual medals and should be communicated pre-race to athletes, volunteers, and staff.

Each relay athlete will be given 2 or 3 medals (depending on the size of the team) once finished. It is the responsibility of the run leg athlete to distribute additional medals to the team.

## AWARDS

Relay awards are typically given to the top three overall relay teams. Each relay team will only receive one award. Additional awards for each member of the relay team will be available for purchase, should athletes choose. Scoring is not based on gender or age. The top three teams will each receive one award. Please check the Event Schedule for the time and place of the Award Ceremony.





# RECOVERY IS YOUR EDGE

GET READY TO RACE #IM703BOULDER  
WITH NORMATEC

**IRONMAN**  
U.S. SERIES

OFFICIAL RECOVERY SYSTEM

  
**NORMATEC**  
NORMATECRECOVERY.COM

# QUALIFYING

## FOR THE IRONMAN 70.3 WORLD CHAMPIONSHIP

### SLOT ALLOCATION/ROLLODOWN CEREMONY

Athletes may claim their slot only IN PERSON and only at the IRONMAN 70.3 World Championship Slot Allocation/Rolldown Ceremony on Saturday, August 3 immediately following awards. Awards will start at 4 PM at the stage in IRONMAN Village near the finish line, so please be present no later than 4:15 PM for slot allocation because you must be present to accept a slot. Please be prepared to pay the entry fee with CREDIT CARD ONLY; no check or cash

Forty (40) Age-Group qualifying slots for the 2020 IRONMAN® 70.3® World Championship (November 28-29 in Taupō, New Zealand) will be awarded to the top age group finishers.

### HOW DOES THE AGE GROUP SLOT ALLOCATION WORK?

First, a quick note to clarify what we mean below by an "Age Group." An Age Group is a particular age group within a particular gender. For example, "Male 25-29" is one Age Group, and "Female 25-29" is a different Age Group.

#### THE ALLOCATION PROCESS:

- **BEFORE RACE DAY:**
  - Each Age Group with registered athletes is tentatively allocated one slot (each, an "Initially Allocated Slot").
  - All other slots available for the race (the "Proportionally Allocated Slots") are not allocated until race day.
- **ON RACE DAY:**
  - If there are no starters in an Age Group, then that Age Group's Initially Allocated Slot is removed and pooled with the Proportionally Allocated Slots.
  - The Proportionally Allocated Slots are then allocated among all Age Groups (i.e., those having at least one starter) proportionally based on the number of starters in each Age Group. This allocation is done across both the male and female categories.
- **AFTER THE RACE:**
  - *Before Roll-Down:*  
If there are no finishers in an Age Group that had one or more starters, then the Initially Allocated Slot for that Age Group is reallocated, within the same gender, to the Age Group with the highest ratio of starters to slots.
  - *During Roll-Down:*  
If any slot allocated to an Age Group is unclaimed (after Roll-Down for that Age Group is completed), then that unclaimed slot is reallocated, within the same gender, to the Age Group with the highest ratio of starters to slots.

### ANTI-DOPING POLICY

Each Age Group athlete who accepts a qualifying slot for the IRONMAN 70.3 World Championship is subject to IRONMAN's Anti-Doping Rules and will be required to sign the World Championship Events Anti-Doping & Qualifying Slot Waiver for Age-Group Athletes. The waiver serves to provide additional notification of and consent to IRONMAN's Anti-Doping Program, which includes IRONMAN's efforts to combat, deter, and test for doping in accordance with IRONMAN's Anti-Doping Rules.

Please refer to IRONMAN's Competition Rules for additional guidance and information.

### WITHDRAWAL POLICY

Withdrawal requests must be received in writing via e-mail to [WORLDCHAMPIONSHIP70.3@IRONMAN.COM](mailto:WORLDCHAMPIONSHIP70.3@IRONMAN.COM). Without exception, all requests must be received 45 days prior to the race to be eligible for a partial refund of \$75 USD. No refunds will be issued for requests made after the 45 day deadline. Transfers or deferments are NOT permitted.

### IRONMAN 70.3 WORLD CHAMPIONSHIP COIN

Athletes who qualify for the 2020 IRONMAN® 70.3® World Championship will receive an official IRONMAN® 70.3® World Championship Coin. This memento will serve to mark and signify qualifying IRONMAN® athlete's accomplishments. We applaud these individuals on their hard work and dedication as they celebrate their journey to the premier event of the IRONMAN® 70.3® series!





ROKA<sup>®</sup>  
MAVERICK X

## THE WORLD'S MOST LOVED WETSUIT

"I genuinely have ZERO shoulder discomfort! For the first time ever I am more comfortable swimming in a wetsuit than out of it."

- Paul, Seattle, WA

**PATENTED**

PROTECTED BY DOMESTIC AND  
INTERNATIONAL PATENTS WITH  
ADDITIONAL PATENTS PENDING

LUCY CHARLES-BARCLAY  
FASTEST IRONMAN  
SWIMMER ON THE PLANET





# RÖKA® SWIM COURSE

## SWIM COURSE RULES

- Athletes must wear cap provided by race.
- No fins, gloves, paddles, or flotation devices (including pull buoys) of any kind are allowed.
- No aqua socks (neoprene booties) unless the water temperature is 65 degrees Fahrenheit or colder.
- When the use of wetsuits is forbidden, clothing covering any part of the arms below the elbows and clothing covering any of the leg below the knee is deemed illegal equipment and is not permitted. Compression sleeves or compression calf guards/socks may NOT be worn during non-wetsuit swims, but may be worn upon completion of the swim.
- Swim goggles and facemasks may be worn. Snorkels are prohibited. Medical exceptions will not be considered.
- No individual paddlers or escorts allowed. The course will be adequately patrolled by boats, canoes and paddleboards.
- Any assistance required during the swim will result in disqualification if forward progress was made. Athletes are permitted to use kayaks and boats as aid, as long as forward progress is not made. Course officials and medical personnel reserve the right to remove athletes from the course if determined medically necessary.
- The swim course will close 1 hour and 10 minutes after the last athlete enters the water. Each athlete will have 1 hour and 10 minutes to complete the 1.2 mile swim. Individual athletes who take longer than 1 hour and 10 minutes to complete the swim will receive a DNF. IRONMAN officials reserve the right to pull athletes off the course who exceed any established course time cut-offs.

## SWIM TO BIKE TRANSITION

After the swim you will be directed through the timing chutes to the swim to bike transition. Public nudity is not permitted. We require you to be fully ready to race before getting on your bike.

Personal nutrients are permitted if carried on you or your bike. Sunscreen is available in transition.

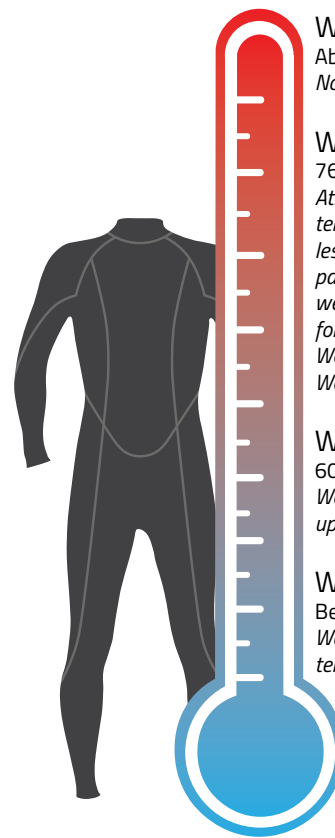
Any athlete electing not to race must notify a timing official immediately. Above all, the safety of each swimmer is our prime concern. A full sweep of the course will be made directly behind the last swimmer. Visual aid will be provided by the canoes, kayaks, buoys, and aquatic crafts that line the course.

## WETSUIT RULES

Wetsuits may be worn in water temperatures up to and including 76.1 degrees Fahrenheit (24.5 degrees Celsius). Wetsuits will be prohibited in water temperatures greater than 83.8 degrees Fahrenheit (28.8 degrees Celsius).

Athletes who choose to wear a wetsuit in water temperatures between 76.2 degrees Fahrenheit (24.55 degrees Celsius) and 83.8 degrees Fahrenheit (28.8 degrees Celsius) will not be eligible for Age Group awards, including IRONMAN 70.3 World Championship slots or Rolldown slots. Athletes electing to wear a wetsuit will be placed in a wetsuit optional wave after all the non-wetsuit athletes.

*Prohibited Wetsuit: De Soto Water Rover Wetsuits cannot measure more than 5 mm thick.*



### WETSUIT PROHIBITED

Above 83.8°F/28.8°C

*No age-group athletes can wear a wetsuit*

### WETSUIT OPTIONAL

76.1°F/24.5°C – 83.8°F/28.8°C

*Athletes may wear wetsuits if the water temperature is above 76.1°F/24.5°C, but less than or equal to 83.8°F/28.8°C and participate in a separate non-competitive wetsuit wave/division, but will not be eligible for age-group awards including, IRONMAN World Championship slots or IRONMAN 70.3 World Championship slots*

### WETSUIT LEGAL

60.8°F/16°C – 76.1°F/24.5°C

*Wetsuits may be worn in water temperatures up to and including 76.1°F/24.5°C*

### WETSUIT MANDATORY

Below 60.8°F/16°C

*Wetsuits are mandatory in water temperatures below 60.8°F/16°C*

## SWIMWEAR POLICY (non-wetsuit legal swims only)

Swimwear must be 100% textile material, which is defined as materials consisting of natural and/or synthetic, individual and non-consolidated yarns used to constitute a fabric by weaving, knitting and/or braiding. Simply put, this would generally refer to suits made only from nylon or Lycra that do not have any rubberized material such as polyurethane or neoprene. Swimwear must not cover the neck, extend past the elbow, nor extend past the knees. Swimwear may contain a zipper. A race kit may be worn underneath swimwear.

Compression gear may be worn during non-wetsuit swims provided that it is made of 100% textile material (no rubberized material such as polyurethane or neoprene) and that material does not extend past the elbows or knees. Any compression wear that extends past the elbows or knees will not be permitted in non-wetsuit swims (this includes compression sleeves, compression socks, or compression tights).

**VENTUM** is the Official Global  
Bike Partner of IRONMAN®

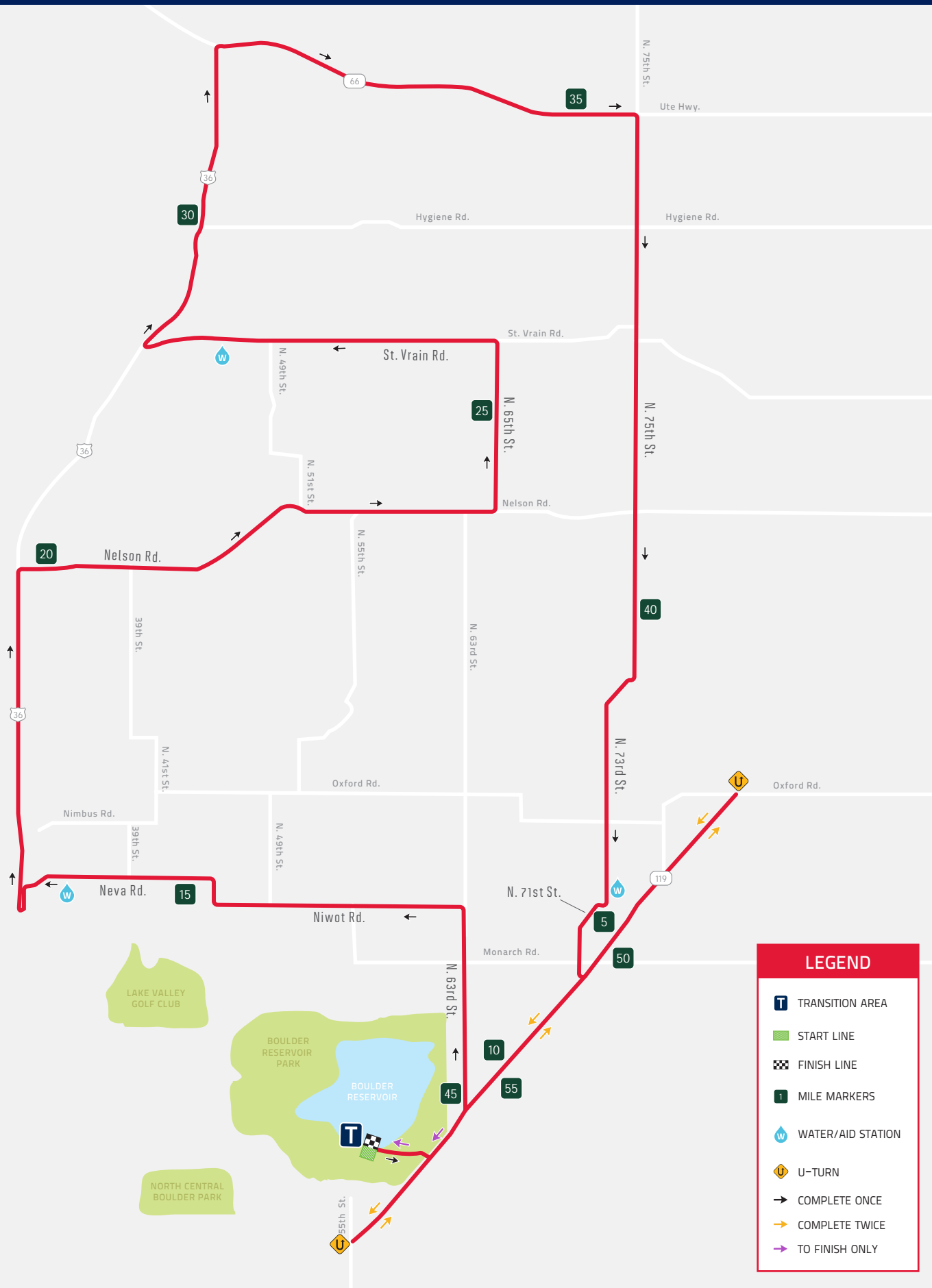


**IRONMAN**  
2019 OFFICIAL BIKE PARTNER

GLOBAL SERIES

[ventumracing.com](http://ventumracing.com)



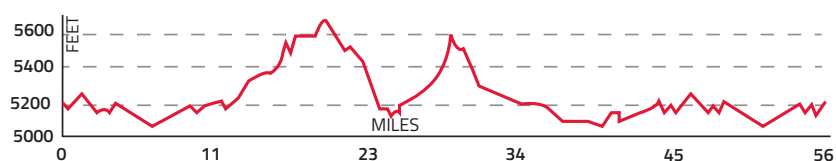


## TURN BY TURN DIRECTIONS

- Exit transition and ride east on Reservoir Rd.
  - Turn right on HWY 119
    - U-Turn at 55th St.
- Continue north on HWY 119
  - U-Turn at Oxford Rd.
  - Right turn on 63rd St.
  - Left turn on Niwot Rd.
  - Continue on Neva Rd.
  - Right turn onto HWY 36
  - Right turn on Nelson Rd.
    - Left onto 65th St.
  - Left onto St. Vrain Rd.
    - Right onto HWY 36
    - Right onto HWY 66
    - Right onto 75th St.
  - Continue south on 73rd St.
- Right onto 71st St. and continue on 71st St.
  - Right onto HWY 119
- Continue South on HWY 119 to 55th St.
  - U-Turn at 55th St.
- Continue North to Oxford Rd.
  - U-Turn at Oxford Rd.
- Continue South on HWY 119
- Right Turn into the Fire Training Center on Reservoir Rd.
- Dismount on Reservoir Rd. outside of Transition

**NOTE:** The section of the Bike Course on the Diagonal Highway should be completed twice - once before doing your single loop through North Boulder County, and once after, prior to finishing. Do not turn into the Reservoir to Finish until you have completed the Diagonal Highway section a second time.

Start Elevation: 5,200 ft ▪ Finishing Elevation: 5,200 ft ▪ Gain: 1,925 ft







# BIKE COURSE

## 1. POSITION RULES

- Absolutely NO DRAFTING of another bike or any other vehicle is allowed.
- Athletes must keep six bike lengths of clear space between bikes except when passing. Failure to do so will result in a drafting violation.
- A pass occurs when the overtaking athlete's front wheel passes the leading edge of the athlete being overtaken.
- Overtaking athletes may pass on the left for up to 25 seconds, but must move back to the right side of the road, after passing. Failure to complete a pass within 25 seconds will result in a drafting violation. Athletes may not back out of the draft zone once it is entered (drafting violation).
- Overtaken athletes must immediately fall back six bike lengths before attempting to regain the lead from a front running bike. Immediately re-passing prior to falling back six bike lengths will result in an overtaken violation.
- Overtaken athletes who remain in the draft zone (6 bike lengths of clear space between bikes) for more than 25 seconds, or who do not make constant rear progress out of the drafting zone, will be given a drafting violation.
- Athletes must ride single file on the far right side of the road except when passing another rider, or for reasons of safety. Side-by-side riding is not allowed and will result in a position violation.
- Athletes who impede the forward progress of other athletes will be given a blocking violation.
- Athletes committing rule violations will be notified "on the spot" by an official.
- Do not attempt to discuss the penalty with the official.

### ▪ THE OFFICIAL WILL:

- Notify you that you have received either a BLUE CARD for drafting and littering or a YELLOW CARD for any other penalty. The official will show you the corresponding colored card.
- Instruct you to report to the next penalty tent (PT) on the course. There will be at least two PTs on the course.

THE EXACT LOCATION OF THE PTS WILL BE STATED AT THE PRE-RACE MEETING.

### ▪ THE ATHLETE WILL:

- Report to the next PT and tell the PT Official whether you were shown a BLUE CARD or a YELLOW CARD. If you fail to report to the next PT, you will be disqualified.
- Have race numbers marked by the PT Official with a "/".
- Register, via the sign-in sheet.
- Resume the race after serving a 30 second time penalty for all non-drafting violations (YELLOW CARD).
- Remain in the PT for the time indicated in the table below, for each drafting and littering violation (BLUE CARD).
- Be disqualified if you receive three BLUE CARD penalties. An athlete may finish the race if he or she has been issued a red card disqualification, unless otherwise instructed by the Race Referee.
- Be disqualified for not reporting to the PT.

## Race Distance: IRONMAN 70.3

1st BLUE CARD Offense	5:00
2nd BLUE CARD Offense	5:00
3rd BLUE CARD Offense	DSQ





# BIKE COURSE

2. Bicycles must be racked in a manner such that the majority of the bicycle is on the athlete's side of the bike rack.
3. No tandems, fixed-gear bikes, recumbents, fairings, or any add-on device designed exclusively to reduce resistance are allowed. Any new, unusual, or prototype equipment will be subject to a determination of legality by the event organizer and/or Head Referee.
4. The sole responsibility of knowing and following the prescribed cycling course rests with each athlete. No adjustments in times or results shall be made for athletes who fail to follow the proper course for any reason whatsoever.
5. Athletes must obey all traffic laws while on the cycling course unless otherwise specifically directed by an official, race monitor or designee with actual authority. Failure to do so may result in disqualification.
6. No athlete shall endanger himself or another athlete. Athletes who intentionally present a danger to any athlete or who, in the judgment of the Head Referee, appear to present a danger to any athlete may be disqualified.
7. Helmets, bike shoes, and other cycling gear can be placed around the athlete's bike in transition. Shoes and shirt must be worn at all times.
8. Cameras, phone cameras, and video cameras are prohibited unless permission is given by IRONMAN. If permission is given by IRONMAN, it is the athlete's responsibility to notify the Head Referee prior to race start. Athletes seen with a camera, phone camera, or video camera without permission will be disqualified.
9. Athletes must wear a bike helmet number on the front of their helmet.
10. A CPSC-approved helmet is required during the entire bike portion including in and out of transition. Athletes riding without an approved helmet or chinstrap not fastened may be disqualified. Alterations to a hard-shell helmet, which affect its integrity, are not allowed.
11. No individual support allowed. Ample aid and food stations will be provided. Friends, family members, coaches, or supporters of any type may NOT bike, drive, or run alongside athlete, may not pass food or other items to athlete and should be warned to stay completely clear of all athletes to avoid the disqualification of the athlete. It is incumbent upon each athlete to immediately reject any attempt to assist, follow, or escort.
12. Do not litter. Any item that needs to be discarded, including but not limited to water bottles, gel wrappers, energy bar wrappers, broken bike parts, or clothing items, may only be discarded in the trash drop zones at each aid station. Discarding any item outside of the trash drop zones will result in a blue card (5 minute time penalty).
13. Athletes must be individually responsible for repair and maintenance of their own bike. Athletes should be prepared to handle any possible mechanical malfunction. Assistance from official race personnel is permitted.
14. Athletes may walk bike, if necessary, but may not make progress on the bike course unaccompanied by their bicycle.
15. Bike inspection is not mandatory and will not be provided at Bike Check-In, although technicians will be available. Athletes are ultimately responsible for their own bikes. However, race officials may at their own discretion make final judgment as to the soundness of the bike.
16. Headphones, headsets which are inserted in or covering the ears are not allowed during any portion of the event.
17. Helmet mirrors or mirrors attached to the bike or body are prohibited unless needed for a verifiable medical reason. Athletes granted permission to use a mirror will be ineligible for awards or World Championship entry slots. Athletes using a mirror without permission will be disqualified.
18. **Athletes may not use communication devices of any type, including but not limited to cell phones, smart watches, Bluetooth enabled or "smart" helmets, and two-way radios, in any distractive manner during the Race. A "distractive manner" includes but is not limited to making and receiving phone calls, sending and receiving text messages, playing music, using social media, taking photographs, and mounting the device to a bike for purposes of using the device like a bike computer. Using a communication device in a distractive manner during the Race will result in disqualification.**
19. **Cycling with a bare torso is prohibited. Athletes must wear a shirt, jersey, or sporttop/sports bra at all times during the cycling segment of the Race. Uniforms with a front zipper may be unzipped to any length, provided, the zipper is connected at the bottom of the uniform at all times and the top of the uniform covers the shoulders.**





*Best Bikes  
Best Selection  
Best Prices*

**PLAYTRI.COM**

*Want it now? Shop local at one of our locations.  
[www.playtri.com/locations](http://www.playtri.com/locations)*



**IRONMAN**  
US SERIES  
OFFICIAL TRIATHLON STORE



*Own Your Own  
Triathlon Store*

**PLAYTRI.COM**

*Proven Model  
Low Entry Costs  
Expert Leadership*

*Franchises Available  
[PLAYTRI.COM/OWNASTORE](http://PLAYTRI.COM/OWNASTORE)*



**IRONMAN**  
US SERIES  
OFFICIAL TRIATHLON STORE



# BIKE STORE AND TECH

Playtri is the Official Triathlon Store of the 2019 IRONMAN U.S. Series

Our knowledgeable staff will be on-site at the IRONMAN Village offering a large selection of triathlon supplies and equipment, hydration, nutrition and more from all of the top brands to ensure you are race ready! Our expert bike technicians will provide the highest level of service for repairs and upgrades to make sure your bike is ready to ride. On race day, our staff will be available for emergency repairs and support in the transition area as well as on the race course. Need something before race day? Shop us now at [WWW.PLAYTRI.COM](http://WWW.PLAYTRI.COM) for the best selection at the best prices. We also have full service shops across the country so you can shop local: [WWW.PLAYTRI.COM/LOCATIONS](http://WWW.PLAYTRI.COM/LOCATIONS). Pre-book is available for all the services listed below at [WWW.PLAYTRI.COM/IRONMANTRIATHLONSTORE](http://WWW.PLAYTRI.COM/IRONMANTRIATHLONSTORE).

## PRE-RIDE SAFETY INSPECTION – \$59

- Inspection Of Frame And Fork
- Inspection Of Wheels And Tires
- Brake System Inspection
- Drive Train Inspection
- Inspection And Tightening Of Seat Clamp And All Stem Bolts

## RACE READY TUNE UP – \$89

- Inspection Of Frame And Fork
- Inspection Of Wheels And Tires
- Brake System Inspection And Adjustment As Required
- Drive Train Inspection And Adjustment As Required
- Chain Inspection And Lubrication As Required

## ARRIVAL PACKAGE – \$149

- Unpack And Assembly Of Bike
- Includes Pre-Ride Safety Inspection

## DEPARTURE PACKAGE – \$159

- Collection Of Bike From Transition (During Run Segment Of Race)
- Disassembly And Packing Of Bike

## FULL FLIGHT PACKAGE – \$249

- Unpack And Assembly Of Bike
- Includes Pre-Ride Safety Inspection
- Collection Of Bike From Transition (During Run Segment Of Race)
- Disassembly And Packing Of Bike

## ROAD AND TRI BIKE RENTAL ALSO AVAILABLE

If you have questions about our services or products available, please contact us at [INFO@PLAYTRI.COM](mailto:INFO@PLAYTRI.COM). We can't wait to see you at your race!

*\*Prices are for most bikes. Some bikes may incur additional costs.*



**FORTUNE FAVORS THE  
FAST AND  
THE  
FIERCE.**

UnitedHealthcare proudly supports IRONMAN® and the 60,000 volunteers who make it possible. And, of course, the athletes, whose unquestionable strength, toughness and determination knows no bounds.





Since 2004, TriBike Transport has helped over 120,000 athletes by providing HASSLE-FREE, ECONOMICAL, UNPARALLELED bike transport. Whether using our Fully-Assembled, Pack & Ship or Valet Service, we take the hassle out of transporting your bike, so you can focus on your race.

SHIP YOUR BIKE ►



**TRIBIKE**  
TRANSPORT

**IRONMAN**  
NORTH AMERICA SERIES

**2019 OFFICIAL BIKE TRANSPORT PARTNER**



# WHEEL RENTAL

## RACE DAY WHEELS

Race Day Wheels, The Original Wheel Rental Company, began in 2005 and is the Official Wheel Rental Business of the IRONMAN® U.S. Series. Our sole mission is to make you faster without you having to break the bank.

We're here to give both beginner triathletes and experts the opportunity to conveniently ride fast carbon race wheels without having to purchase them. Why pay \$2400+ for wheels that you may only use a few times a year when you can rent newly released 2019 ZIPP Firecrest carbon clincher race wheels starting at only \$175.

## WHEEL RENTAL INCLUDES:

- 2019 ZIPP Firecrest® carbon clincher wheels.
- Continental GP 5000s clincher tires tubes and skewers.
- Your rental fee off the sale price if you decide to buy.
- Free cassette and wheel swap at the events.
- BOOK NOW: [HTTPS://WWW.RACEDAYWHEELS.COM/IRONMANWHEELRENTALS/](https://www.racedaywheels.com/ironmanwheelrentals/)

## BIKE RENTAL INCLUDES \$350:

Bike and standard wheels. NO pedals.

2 water bottle holders.

Spares bag with 2 tubes and co2.

Book Now: [HTTPS://WWW.RACEDAYWHEELS.COM/IRONMAN-BIKE-RENTAL-EVENTS/](https://www.racedaywheels.com/ironman-bike-rental-events/)

Even better, if you do decide that you love the wheels so much that you can't live without them, we can't say that we'd blame you and we'll be happy to sell them to you at a discounted price. We'll also subtract one rental fee from the discounted price for a used set and 2 rental fees for a new set.

Race Day Wheels will be at the majority of the IRONMAN and IRONMAN 70.3 events, so if you're looking to hit a PR this year, lock in your carbon wheels now while they're still available.

## RENTALS

- ZIPP Wheel rentals: From \$175 [HTTPS://WWW.RACEDAYWHEELS.COM/IRONMANWHEELRENTALS/](https://www.racedaywheels.com/ironmanwheelrentals/)
- Bike Rentals: From \$350 [HTTPS://WWW.RACEDAYWHEELS.COM/IRONMAN-BIKE-RENTAL-EVENTS/](https://www.racedaywheels.com/ironman-bike-rental-events/)

**USA TRIATHLON**

**MONTEREY BAY HALF MARATHON**  
5th Place Male  
15 and Under  
November 11, 2018

**2017 USA Triathlon Lifetime Achievement Award**  
Presented by Garmin  
Fred Sommer

**ashworth awards** est 1965

**Our Quality Always Finishes First!**

**CLAYTON**

**2019 IRONMAN 70.3 BOULDER**  
1.2 MI SWIM  
56 MI BIKE  
12.1 MI RUN

**2019 IRO 70.3**

**5th ANNIVERSARY**  
BLACK HILLS TRIATHLON

**BERMUDA MARATHON**

**40 YEARS OF DREAMS**  
IRONMAN

**IRONMAN CERTIFIED COACH**

**123<sup>RD</sup> BOSTON MARATHON**

**IRONMAN 70.3 WORLD CHAMPIONSHIP**  
Sunshine Coast Queensland | Australia

**IRONMAN NORTH AMERICA SERIES**

**www.ashworthawards.com**

**IRONMAN NORTH AMERICA SERIES**

2019 OFFICIAL MEDAL SUPPLIER

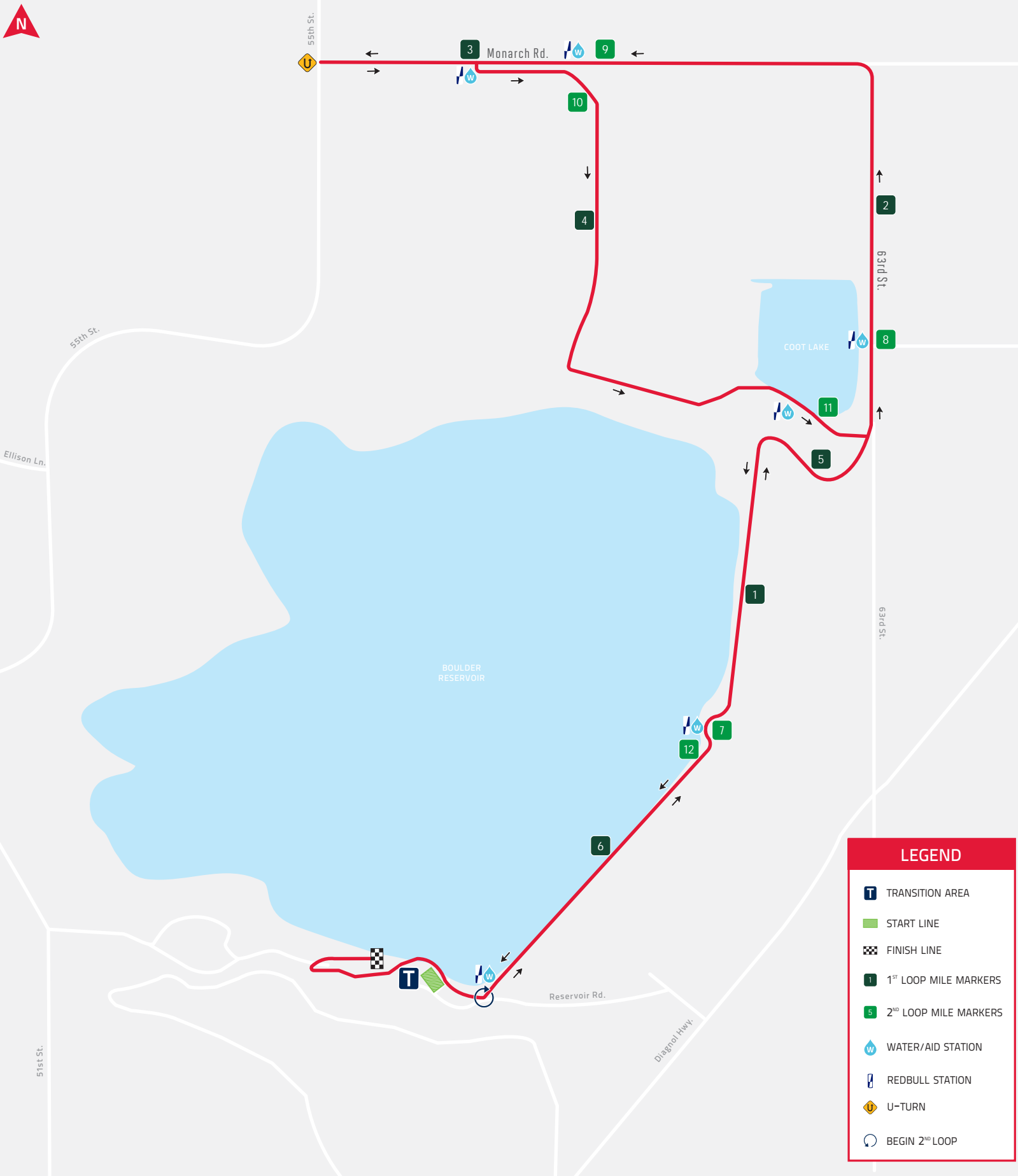




**HOKA** ONE ONE

LIMITLESS.

MACH 2 THE SUPER LIGHT, CUSHIONED PACE PUSHER.



LEGEND

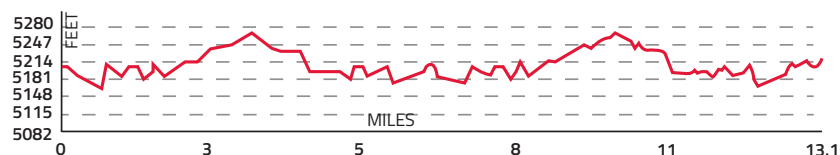
- TRANSITION AREA
- START LINE
- FINISH LINE
- 1<sup>st</sup> LOOP MILE MARKERS
- 2<sup>nd</sup> LOOP MILE MARKERS
- WATER/AID STATION
- REDBULL STATION
- U-TURN
- BEGIN 2<sup>nd</sup> LOOP



## TURN BY TURN DIRECTIONS

- Exit transition to the east and proceed through lots to Reservoir Rd.
  - Turn LEFT to proceed NORTHEAST on dam.
  - At Coot Lake, turn RIGHT to proceed to 63rd St.
- Turn LEFT onto 63rd St to proceed NORTH in southbound lane.
  - Turn LEFT to proceed WEST onto Monarch Rd.
  - U-TURN at 55th St to proceed EAST on Monarch Rd.
- Turn RIGHT to proceed SOUTH onto west side of Canal Access Road.  
(Due to mapping tool, route appears to be on east side.)
  - Turn LEFT to proceed EAST on trail.
- At Coot Lake near 63rd St, turn RIGHT to continue SOUTH on trail.
  - Follow trail back to Reservoir Rd.
  - U-TURN at Reservoir Rd.
  - Repeat steps 3 - 10.
  - Proceed toward Transition.
  - Turn RIGHT to proceed NORTH on Boat Ramp.
- Turn LEFT to proceed WEST onto sidewalk north of Parking Area.
- Continue WEST around and through Parking Areas to Reservoir Rd.
  - Sharp RIGHT to proceed NORTHEAST across grass.
  - FINISH at Boat Ramp.

Start Elevation: 5,201 ft ▪ Finishing Elevation: 5,201 ft ▪ Gain: 324 ft



## RUN COURSE RULES

1. Athletes may run, walk, or crawl.
2. Athletes must wear their IRONMAN 70.3 issued bib number in front of them clearly visible at all times on the course. Bib numbers identify the official athletes in the race.

Folding, cutting the bib number, intentional alteration of any kind, or failure to wear race number is STRICTLY PROHIBITED and may result in disqualification.

3. Headphones or headsets which are inserted to or covering the ears are not allowed during any portion of the event.
4. Cameras, phone cameras, and video cameras are prohibited unless permission is given by IRONMAN. If permission is given by IRONMAN, it is the athlete's responsibility to notify the Head Referee prior to race start. Athletes seen with a camera, phone camera, or video camera without permission will be disqualified.
5. NO INDIVIDUAL SUPPORT VEHICLES OR NON-ATHLETE ESCORT RUNNERS ARE ALLOWED.

This is an individual endurance event. Teamwork as a result of outside assistance, which provides an advantage over single competitors, is not allowed. Individual support vehicles or non-athlete escort runners will result in disqualification. A non-athlete escort runner includes athletes who have withdrawn from the race, have been disqualified or have finished the race. Supporters of any type may NOT bike, drive, or run alongside the athlete, may not pass food or other items to athlete and should stay completely clear of all athletes to avoid the disqualification of the athlete. It is incumbent upon each athlete to immediately reject any attempt to assist, follow, or escort. It IS permissible for an athlete who is still competing to run with other athletes who are still competing.

6. Athletes are expected to follow the directions and instructions of all race officials and public authorities.
7. The sole responsibility of knowing and following the prescribed running course rests with each athlete. No adjustments in times or results shall be made for athletes who fail to follow the proper course for any reason whatsoever.
8. RUNNING WITH A BARE TORSO IS PROHIBITED. ATHLETES MUST WEAR A SHIRT, JERSEY, OR SPORT TOP/SPORTS BRA AT ALL TIMES DURING THE RUN SEGMENT OF THE RACE. UNIFORMS WITH A FRONT ZIPPER MAY BE UNZIPPED TO ANY LENGTH, PROVIDED, THE ZIPPER IS CONNECTED AT THE BOTTOM OF THE UNIFORM AT ALL TIMES AND THE TOP OF THE UNIFORM COVERS THE SHOULDERS. THE UNIFORM SHOULD BE FULLY ZIPPED WHEN CROSSING THE FINISH LINE.
9. The run course will officially close 8 hours and 30 minutes after the last athlete enters the water.

## FINISH LINE POLICY

Friends and/or family members are not permitted to cross the finish line or enter the finish chute with participating athletes. This policy will allow each competitor adequate time to celebrate their accomplishment without interfering with other finishers and ensure the safety of all athletes, volunteers and fans. Athletes who choose not to respect the policy will receive an automatic disqualification (DSQ).

## EVENT SANCTION

USA Triathlon (USAT) has sanctioned the 2019 IRONMAN 70.3 Boulder. Our rules are published with permission from USAT. Please visit [IRONMAN.COM](http://IRONMAN.COM) for a complete set of IRONMAN Competition Rules.

Under our sanctioning agreement with USA Triathlon, athletes should be aware of the serious consequences of violating USAT Competitive Rule 3.5 - Unregistered Athletes, which states:

- a. Any person who participates in any portion of a sanctioned event without first properly registering and paying any required registration fee shall be suspended or barred from membership in USAT and barred from participation in any sanctioned event for a period of up to one year.
- b. Any person who in any way assists another athlete to violate Section 3.5a by providing or selling a race number to that athlete shall be suspended or barred from membership in USA Triathlon and barred from participation in any sanctioned event for a period of up to one year.

Anyone who violates this rule may be banned for life from any IRONMAN event. Violating this rule puts insurance coverage for the event at risk.

ANY VERBAL ABUSE OF MARSHALS, RACE OFFICIALS, IRONMAN 70.3 STAFF OR VOLUNTEERS IS GROUNDS FOR IMMEDIATE DISQUALIFICATION.



# OVERALL RULES

1. Any athlete holding current elite/ professional status from their National Triathlon Federation or a current IRONMAN Professional Membership (as verified by elite/ pro status of an athlete's National Triathlon Federation) is prohibited from racing as an AGE GROUP athlete within the same calendar year, in ANY sanctioned triathlon events anywhere in the world, where there is an elite/ pro wave., within the same calendar year. Disqualification and potential sanction from IRONMAN events, and forfeiture of any AGE GROUP World Championship qualifying slots may result for any athlete that has not adhered to this policy.
2. Athletes are expected to follow directions and instructions of all course marshals and public authorities.
3. Race officials shall have authority to disqualify any athlete.
4. Medical personnel shall have ULTIMATE and FINAL authority to remove a athlete from the race if the athlete is judged to be physically incapable of continuing the race without risk of serious injury or death. Medical transport of any athlete will result in disqualification.
5. Fraud, theft, abusive treatment of volunteers, staff or others and acts of poor sportsmanship are grounds for immediate disqualification and may result in the athlete being suspended from competing in any IRONMAN or IRONMAN 70.3 event in the future, depending on the severity of the rule violation.
6. As a condition of participation in each IRONMAN® and IRONMAN® 70.3® event, all registered athletes are required to acknowledge and abide by IRONMAN's Anti-Doping Rules. In accordance with the Anti-Doping Rules, all registered athletes are subject to in and out-of-competition testing and are encouraged to learn and understand all applicable rules and obligations prior to registering for events (including, without limitation, the World Anti-Doping Agency's anti-doping rules governing Prohibited Substances and Therapeutic Use Exemptions). When in doubt, athletes are encouraged to ask questions and to seek advice from qualified medical professionals.  
  
Please refer to [IRONMAN'S COMPETITION RULES](#) for additional guidance and information.
7. If an athlete decides to withdraw from the race at any time, it is the responsibility of the athlete to report to the timing tent located at the finish line and turn in their bib number and timing chip immediately. It is essential that race officials know where athletes are on the course at all times. Failure to comply after withdrawing from the race may result in athlete being prevented from competing in any IRONMAN event in the future.
8. IRONMAN 70.3 reserves the right to make rule changes at any time provided all athletes are notified in writing and/or at the pre-race athlete briefings. Notification of any change will be in accordance with IRONMAN Competition Rules.
9. Prize money for any sanctioned event shall be offered equally between men and women in both amount and depth. Additionally, Professional triathletes may not win Age Group awards and Age Group athletes are not eligible for prize money.
10. For additional information regarding training sites, safety procedures and general information questions regarding the race, please go to the Information Tent.
11. **Athletes may not use communication devices of any type, including but not limited to cell phones, smart watches, Bluetooth enabled or "smart" helmets, and two-way radios, in any distractive manner during the Race. A "distractive manner" includes but is not limited to making and receiving phone calls, sending and receiving text messages, playing music, using social media, taking photographs, and mounting the device to a bike for purposes of using the device like a bike computer. Using a communication device in a distractive manner during the Race will result in disqualification.**
12. Cameras, phone cameras, and video cameras are prohibited unless permission is given by IRONMAN. If permission is given by IRONMAN, it is the athlete's responsibility to notify the Head Referee prior to race start. Athletes seen with a camera, phone camera, or video camera who were not given permission will be disqualified.
13. IRONMAN does not allow the transfer of an athlete's registration to another person - no exceptions will be made to this rule. Any attempt to transfer a registration to another person will result in disqualification and suspension from future participation in any IRONMAN or IRONMAN 70.3 event.
14. **Assistance provided by event personnel or Race Officials is allowed but is limited to drinks, nutrition, mechanical and medical assistance. Athletes competing in the same race may assist each other with incidental items such as nutrition and drinks after a water station and pumps, tubular tires, inner tubes and punctures repair kits. Athletes may not provide any item of equipment to an athlete competing in the same race which results in the donor athlete being unable to continue their own race. This includes but is not restricted to shoes, complete bicycle, frame, wheels and helmet. An athlete cannot physically assist the forward progress of another athlete on any part of the course. The penalty for this will be disqualification of both athletes.**
15. Athletes must cover the prescribed course in its entirety. Failure to do so will result in a disqualification. If an athlete must exit the course, he or she shall re-enter the course at the same point of departure before continuing.

# PC RULES

## PHYSICALLY CHALLENGED OPEN DIVISION

2019 IRONMAN 70.3 BOULDER IS WHEELCHAIR ACCESSIBLE ON THE RUN COURSE.

Participation in the PC Open Division is available to athletes with a medically verified Visual Impairment (as such term is defined below) or a medically verified physical or neurological impairment that substantially limits one or more major life activities. Athletes with other miscellaneous medical conditions such as, but not limited to, intolerance to temperature extremes, organ transplants, joint replacements (endoprosthetics), kidney dialysis, hearing impairments, and/or cognitive impairment are not eligible to participate in the PC Open Division;

1. The term "Visual Impairment" means either:

- (a) a visual acuity of 20/200 (6/60 meters) or less in the better-seeing eye with best conventional correction (meaning with regular glasses or contact lenses)
- (b) a visual field (the total area an individual can see without moving the eyes from side to side) of 20 degrees or less (also called tunnel vision) in the better-seeing eye

2. Visually impaired athletes must:

- (a) use only one (1) Guide (Guide can be of either gender).
- (b) be tethered during the swim segment of the race
- (c) ride a tandem bicycle during the bike segment of the race
- (d) during the run segment of the race, use either an elbow lead or a tether lead

FOR MORE INFORMATION REGARDING THE PC OPEN DIVISION, PLEASE VISIT [WWW.IRONMAN.COM/PHYSICALLY\\_CHALLENGED](http://WWW.IRONMAN.COM/PHYSICALLY_CHALLENGED) OR E-MAIL [PHYSICALLYCHALLENGED@IRONMAN.COM](mailto:PHYSICALLYCHALLENGED@IRONMAN.COM).

## HANDCYCLE DIVISION

2019 IRONMAN 70.3 BOULDER IS HANDCYCLE APPROVED.

Handcycle (HC) is a competitive division open to athletes who are paraplegic, quadriplegic or double above-the-knee amputees, and race using a hand cranked cycle on the bike, and a racing chair for the run. Handcycle athletes must use a recumbent handcycle on the bike course and a racing wheelchair on the run course. Conduct and standards for handlers of HC athletes is governed by the International Triathlon Union Rules.

The HC Division is a competitive division. Race awards with respect to the HC Division will not be based upon age-groups within the HC Division but will be given to the top female and male finishers of the HC Division.

FOR MORE INFORMATION REGARDING HANDCYCLE DIVISION, PLEASE VISIT [WWW.IRONMAN.COM/HANDCYCLE](http://WWW.IRONMAN.COM/HANDCYCLE) OR E-MAIL [HANCYCLE@IRONMAN.COM](mailto:HANCYCLE@IRONMAN.COM)

## FOND MEMORIES GRAPHICS, INC.

# IRONMAN® & IRONMAN 70.3®

## BIB FRAME

Beautifully display your finisher's medal in a customized commemorative **BIB FRAME** and document forever your participation in this very special event!

### Includes

- EVENT LOGO PLATE, ENGRAVED PLATE WITH NAME & SPLIT TIMES
- ADDITIONAL FINISHER'S MEDAL • 5" X 7" MAT OPENING (COURSE MAP INCLUDED)
- 2" DISC OF TRIATHLON SYMBOL • LAMINATED REPLICA OF YOUR BIB #

This Bib Frame would normally cost \$175, but is currently available for

**\$149**  
Only (+S/H)

## 3 OPENING BIB FRAME

Beautifully display your finisher's medal in a customized commemorative **THREE OPENING BIB FRAME** and document forever your participation in this very special event!

### Includes

- EVENT LOGO PLATE, ENGRAVED PLATE WITH NAME & SPLIT TIMES
- ADDITIONAL FINISHER'S MEDAL • 3 5" X 7" MAT OPENINGS (COURSE MAPS INCLUDED)
- 2" DISC OF TRIATHLON SYMBOL • LAMINATED REPLICA OF YOUR BIB #

This Bib Frame would normally cost \$205, but is currently available for

**\$179**  
Only (+S/H)





**Fond Memories Graphics, Inc.**  
P.O. Box 149, Pomona, New York 10970  
Tel: (845) 354-5027 • Fax: (845) 354-4875  
E-mail: [FMG5027@aol.com](mailto:FMG5027@aol.com)

IF ORDERING ONLINE OR  
BY PHONE, USE THIS COUPON  
CODE TO RECEIVE THESE  
DISCOUNTED PRICES!

COUPON  
CODE:  
**EXPO**

# VIOLATIONS

**Jimmy Riccitello**  
IRONMAN HEAD REFEREE

	DRAFTING VIOLATION
	BLUE CARD
	five minute time penalty served in a penalty tent on the bike course
	LITTERING VIOLATION
	BLUE CARD
	five minute time penalty served in a penalty tent on the bike course
	BLOCKING VIOLATION
	YELLOW CARD
	thirty second time penalty served at the next penalty tent
	DISQUALIFICATION (DSQ)
	RED CARD
THREE BLUE CARD VIOLATIONS WILL RESULT IN RACE DISQUALIFICATION.	

IRONMAN will operate under the “three strikes and you’re out” principle with respect to BLUE CARD violations. DRAFTING AND LITTERING are the only two violations that will result in a BLUE CARD violation and an athlete will incur a 5-minute time penalty (to be served in the closest penalty tent, located along the bike course). YELLOW CARD violations (**thirty second time penalty**) also require an athlete to stop at the closest penalty tent location along the bike course. Any penalties incurred on the run course are to be served at the point of infraction. While YELLOW CARD violations will not count against your three strikes, IRONMAN Competition Rules still allow an athlete to be disqualified for repeated rule violations should an athlete receive excessive yellow card violations.

So that you understand the rules on race day, please take the time to read and understand the rules in the Athlete Guide and the 2018 IRONMAN Competition Rules.

The POSITION violations are summarized:

Always ride on the right side of your lane to avoid an ILLEGAL POSITION or BLOCKING call.







Keep six bike lengths of clear space between your bike’s front wheel and the rear wheel of the cyclist in front of you to avoid a DRAFTING call.

Always pass on the left of the cyclist in front of you; Never on the right to avoid an ILLEGAL PASS call. Complete your pass within 25 seconds to avoid a DRAFTING call.

Passed athletes must be seen making immediate and constant rear progress out of the drafting zone to avoid a DRAFTING call.

**Do not use any device that will distract you from paying full attention to your surroundings. Using a device in a distracting manner will result in disqualification.**

Triathlon is an individual event, and it is your responsibility to fully understand the rules and avoid penalties. The referee’s ruling is final in the case of POSITION violations, and there are no protests or appeals. Other common violations include:

-  **HELMET CHINSTRAP**  
Your chinstrap must be securely fastened whenever you are on your bike on race day.
-  **RACE NUMBER**  
You must wear your bib number during the run portion of the race. In addition, your bike frame sticker must be properly attached to your bike frame and must be visible from both sides.
-  **LITTERING**  
Do not throw ANYTHING outside of official aid stations. Littering will result in a BLUE CARD violation, which is a five minute time penalty.
-  **UNAUTHORIZED EQUIPMENT**  
Sorry, absolutely NO communication devices, MP3 players or other audio devices (Yes, that means NO cell phones) may be used during competition.
-  **OUTSIDE ASSISTANCE**  
Non-racers may NOT ride or run alongside you.
-  **TIME PENALTIES**  
Remember that even though DRAFTING and LITTERING are the only violations that incur a five minute time penalty, you must go to a penalty tent for any violation to have your number marked. There will be no penalty tents on the run. If you are penalized on the run, the official will mark your number on the spot.

Please treat other athletes, all volunteers, and your referees with courtesy and consideration. Not doing so is UNSPORTSMANLIKE CONDUCT and may result in disqualification. I sincerely hope you have a great race and achieve all your goals.



# MEDICAL POLICY

The athlete excess medical coverage protects each athlete for the day of the event at USAT-sanctioned races, camps and clinics. When athletes purchase a USAT annual license or one-day permit, a portion of those fees cover the cost to provide them with excess medical insurance. This coverage only extends to their participation in a USA Triathlon sanctioned event and is only available after the injured party has filed with any primary insurance policies. A deductible does apply for this excess coverage.

If an athlete is injured while participating in a USA Triathlon sanctioned event the following steps must be followed:

- Athletes must file with their primary healthcare provider (i.e. UnitedHealthcare, Blue Cross Blue Shield, Aetna, traveler's insurance, etc.).
- Athlete completes a medical claim form.
- For serious incidents or for athletes requesting coverage, the Race Director can provide them with a medical claim form. The medical claim form, along with all explanation of benefit documents, should be sent directly from the athlete to the insurance company as indicated on the claim form.

For a copy of the claim form, please e-mail [SANCTION@USATRIATHLON.ORG](mailto:SANCTION@USATRIATHLON.ORG)

- Athletes will pay a deductible. All claimants will pay anywhere from \$250 USD (two-hundred and fifty U.S. dollars) to \$1,000 USD (one thousand U.S. dollars) out of pocket and possibly more for uncovered expenses.

Be advised that coverage may not apply to each and every claim. Additionally, coverage only extends to Athletes that have purchased a USA Triathlon annual license or one-day permit and were injured through participation in a USA Triathlon sanctioned event. Please e-mail questions to

[SANCTION@USATRIATHLON.COM](mailto:SANCTION@USATRIATHLON.COM)

All medical expenses incurred are the sole responsibility of the athlete and not IRONMAN. USAT provides secondary coverage in qualified circumstances. Failure to meet financial responsibility to local medical facilities will result in suspension of future participation at IRONMAN events until accounts are settled.

Particular dangers include dehydration, hyponatremia, sunburn, exhaustion and injuries sustained from accidents. Please ask for medical help if you have the slightest hint you may need it. You will not be penalized for receiving a medical evaluation. You will be withdrawn from the race only if you require transportation, IV fluids or if medical personnel feel your continued participation could result in serious harm or death.

During events of extreme endurance, the body's pain threshold is raised, and you may be in more trouble than you realize. The medical personnel will do all they can to keep you in the race and assure a safe finish. Also, please be attentive when taking water and sponges from volunteers when you're on your bike to avoid the possibility of accident or injury to yourself or another.

Please trim your fingernails and toenails prior to the start of the race to avoid injury to other athletes. Be especially careful to rinse your goggles of any excess defogger solutions to avoid eye irritation.

If you spend three months prior to the event in a different climate, we suggest you consider an acclimation period before the race. The chance of dehydration and electrolyte imbalance can be reduced significantly by a proper period of acclimation.

Stay with your familiar and proven routine regarding training, nutrition and equipment, especially just prior to the race. This also applies to pre-race dietary intake and medications. It is recommended you avoid an extreme elimination diet. Adequate salt intake during training and during the event is especially important.

If you are taking any medications, or have any medical problem that may influence your performance or your treatment in the event of an injury, advise us of all necessary details well in advance of race day.

At Athlete Check-In, you are required to notify the medical team, in writing, if there is any change in your medical status/condition after your application has been processed. Failure to do so will result in suspension of participation in future IRONMAN events.

You are solely responsible for avoiding medications that appear on the list of banned substances as determined from WADA.

Feedback from previous IRONMAN and IRONMAN 70.3 athletes indicates we can never over emphasize the importance of hydrating prior to and during the event. IRONMAN's Chief Physician recommends you begin hydrating heavily several days before the race and drink enough water so your urine is clear, colorless and copious by race day.

## PLEASE NOTE

Full disclosure of medical condition(s), general health and surgical procedures within the previous 12 months is required. Medical consultation/clearance may be necessary from an attending physician prior to participating in the event.

In all cases, the final decision of medical consideration is at the discretion of the IRONMAN 70.3 Medical Director.

# ALL WORLD ATHLETE

The IRONMAN All World Athlete program is our way of rewarding age-group athletes for their hard work, dedication, and performance across IRONMAN and IRONMAN 70.3 racing. As long as one IRONMAN or IRONMAN 70.3 is completed you can also receive points for IRONMAN 5i50 events.

The program uses IRONMAN's Age Group Rankings system to determine which athletes have finished within the top 10 percent or better of their age group each calendar year. Within this system, athletes generate points based on their finish time behind the first official finisher in their age group. Athletes accumulate points at every race they complete, but on December 31st, only their top three performances will count toward their All World Athlete status. This makes it easy for athletes to improve their ranking simply by racing more with IRONMAN.

An athlete can achieve All World Athlete status in one or all of the following categories: IRONMAN, IRONMAN 70.3 and OVERALL (IRONMAN, IRONMAN 70.3, IRONMAN 5i50). There are three levels associated with the All World Athlete program:

GOLD (top one percent)  
SILVER (top five percent)  
BRONZE (top ten percent)

All World Athletes receive a variety of benefits from IRONMAN, AWA benefits site.

For questions regarding the program or help selecting races to help you gain or maintain All World Athlete status, please email us at [AWA@IRONMAN.COM](mailto:AWA@IRONMAN.COM).



**TeamChallenge™**  
CROHN'S & COLITIS  
FOUNDATION

## PAIN IS TEMPORARY... **CURES** ARE FOREVER

### Make Every Mile More Meaningful!

Nearly 1 in 100 Americans suffer from Crohn's disease or ulcerative colitis. The person in the swim lane next to you, the friend you make on the bike course, or the volunteer cheering extra loud for you could be suffering from these devastating diseases. Help Team Challenge find cures by raising vital funds for research, education, and support programs.

Become a VIP teammate for our patients at your next IRONMAN® or IRONMAN® 70.3 event. You'll receive:

- A chance to win your entry to the 2020 IRONMAN® World Championships in Kona, HI
- Official Team Challenge tri kit designed by Base Performance
- Access to a 24-week training plan, professional USAT certified coaches, monthly clinics, and group Zwift rides.
- VIP Package—priority bike racking, team reception, and hospitality.
- Discounts through our partners and opportunities to win gear all year long!

Learn more: [ccteamchallenge.org/iron](http://ccteamchallenge.org/iron) • #TeamChallenge

# RACE FOR MORE



**800**

Bikes for local kids in 2019



**9**

Service Projects in 2019

IRONMAN Texas  
IRONMAN 70.3 Gulf Coast  
IRONMAN 70.3 Connecticut  
IRONMAN 70.3 Traverse City  
IRONMAN Wisconsin  
IRONMAN Maryland  
IRONMAN World Championship  
IRONMAN Florida  
IRONMAN Arizona

IRONMAN 70.3 Puerto Rico  
IRONMAN 70.3 Oceanside  
IRONMAN Santa Rosa  
IRONMAN 70.3 World Championship  
IRONMAN World Championship  
IRONMAN 70.3 North Carolina  
IRONMAN 70.3 Waco  
IRONMAN Florida  
IRONMAN Arizona



**\$50 Million**

Charitable giveback across all programs since inception in 2003



**8,300**

Organizations supported to date



**\$1.8 Million**

Grant funding awarded in 2019



**64**

Supported race communities



**Gold Star Initiative**

IRONMAN 70.3 Oceanside  
IRONMAN Santa Rosa  
IRONMAN 70.3 Santa Rosa  
IRONMAN 70.3 Superfrog

**We are IRONMAN Foundation Athletes** and we swim, bike, and run to create positive, tangible change in race communities through grant funding and volunteerism. **JOIN US.**

**IRONMAN**  
FOUNDATION





# ATTENTION ATHLETES

## Show Your Appreciation to an IRONMAN Volunteer

It takes thousands of volunteers to bring IRONMAN athletes across the finish line every year. This is your opportunity to show your appreciation to a volunteer who helps you reach your IRONMAN goal.



☒ **WEAR IT.**

☒ **GIVE IT.**

☒ **THANK (& RACE) YOUR HEART OUT.**

### HOW IT WORKS

At Athlete Check-In, you will receive a red IRONMAN Foundation wristband. Give it to your favorite volunteer to thank them for their service through sport and commitment to community.

**RED WRISTBAND = Volunteer Symbol of Service**

Learn more about the IRONMAN Foundation at [ironmanfoundation.org](http://ironmanfoundation.org)

this is what

**#FEARLESS**

looks like.

**What does your best self look like?**

**Women For Tri is a community of female triathletes supporting one another to reimagine their potential. Join us!**

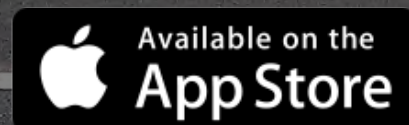
**WOMEN  
FORTRI**

**WOMENFORTRI.COM  
@WOMENFORTRI**

100% of the proceeds from Women For Tri apparel support our TriClub Grant Programs.







Download the IRONMAN Tracker App and follow your athlete on race day! Receive updates and find the perfect spot to cheer as they pass by on course!



# FAQS

## 1. HOW DOES MEDICAL SUPPORT WORK ON COURSE?

If you need minor medical assistance, a SAG vehicle will pick you up and take you to the medical tent, where you shall receive treatment. Alternatively, depending upon medical emergency, ambulances will take you to the nearest hospital to receive treatment. If you have a technical problem or have bonked, the SAG vehicle will take you to the next aid station. There will be radios to contact ambulances and medical assistance. If you have a problem, please go to an aid station for further assistance.

## 2. WHEN WILL THE BIB LIST BE POSTED?

Bib lists are posted within two weeks after the withdrawal deadline has passed. The withdrawal deadline is 45 days before race day. Once the bib list has been published, the participant list (which is updated the first week of every month) will no longer be updated. Athletes who register after the withdrawal deadline will be assigned a bib number race week.

## 3. WHAT IS THE WITHDRAWAL/PARTIAL REFUND POLICY?

Withdrawal requests must be received in writing via email to [BOULDER70.3@IRONMAN.COM](mailto:BOULDER70.3@IRONMAN.COM). Without exception, all requests must be received on or before June 19, 2019 to be eligible for a partial refund of \$75.00 USD.

## 4. WHAT AGE GROUP WILL I RACE IN?

The Age Group breakdown is as follows:

18-24  
25-29  
30-34  
35-39  
40-44  
45-49  
50-54  
55-59  
60-64  
65-69  
70-74  
75-79  
80+

You will race in the Age Group corresponding with your USAT age, which is your age at the end of the year on December 31, 2019.

## 5. HOW DO I UPDATE MY TRICLUB AFFILIATION?

Please log into your IRONMAN Profile Account to make any changes or updates to a TriClub affiliation you may have. Affiliations must be finalized by race week for points to count towards that race. If you have any questions, please email [TRICLUB@IRONMAN.COM](mailto:TRICLUB@IRONMAN.COM).

## 6. WHAT SHOULD I DO IF THERE IS A PROBLEM WITH MY RACE TIMING?

If there is an issue with timing, please contact [TIMING@IRONMAN.COM](mailto:TIMING@IRONMAN.COM). If you have a question regarding your Age Group Ranking, please contact [AWA@IRONMAN.COM](mailto:AWA@IRONMAN.COM). It will take up to 30 days for your points to be added to your profile.

## 7. WHAT IF I CANNOT STAY FOR SLOT ALLOCATION OR AWARDS?

If you cannot stay for Slot Allocation, you automatically forfeit your slot should you qualify. All athletes who automatically qualify and wish to claim their slot must be present to do so. If you cannot stay for the Awards ceremony, please email [BOULDER70.3@IRONMAN.COM](mailto:BOULDER70.3@IRONMAN.COM) to arrange for your award to be shipped to you. *\*All awards will be donated/repurposed after 30 days.*

# ATHLETE CHECK LIST

## HAVE YOU REMEMBERED TO:

Book flights and accommodation to arrive in time for Athlete Check-In?

## PRE-RACE:

- ☐ Directions to Hotel
- ☐ Directions to Athlete Check-In
- ☐ Directions to Race Start
- ☐ Directions to Race Finish
- ☐ Photo I.D.
- ☐ Valid USAT Card - if member (*if you paid for a one-day license online, no need to bring a card*)
- ☐ Bike Services/Tune up
- ☐ Attend Athlete Check-In
- ☐ Attend Athlete Briefing
- ☐ Study the race courses and plan your nutrition

## RACE DAY – SWIM:

- ☐ Timing Chip and Strap
- ☐ Swimsuit/Wetsuit (if applicable)
- ☐ Goggles (consider a spare pair as well)
- ☐ Race Day Swim Cap (provided at Check-In)
- ☐ Ear Plugs/Nose Plug (optional)
- ☐ Throw away long sleeved shirt and shoes to wear and discard before the race or place in your provided Morning Clothes Bag

## RACE DAY – BIKE:

- ☐ Bike Pump
- ☐ Extra Nutrition
- ☐ Extra Water Bottles
- ☐ Aero Water Bottle Straw
- ☐ Bike Repair Kit
  - Bar-end plugs
  - CO2 Cartridge(s)
  - Spare Tire
  - Spare Tube
  - Tire levers
  - Valve Stem Extenders
  - Patch Kit
  - Wrench Set/Tools
- ☐ Vaseline
- ☐ Sunscreen
- ☐ Helmet
- ☐ Sunglasses
- ☐ Bike Shoes
- ☐ Socks
- ☐ GPS Watch or Bike Computer

## RACE DAY – RUN:

- ☐ Fuel Belt
- ☐ Race Belt or Safety Pins
- ☐ Bib Number
- ☐ Hat/Visor
- ☐ Reflective tape (if applicable)
- ☐ Running Shoes
- ☐ Socks
- ☐ Sunglasses
- ☐ Water Bottle

## MISCELLANEOUS:

- ☐ Body Glide
- ☐ Antibacterial Gel
- ☐ Contacts or Rx Glasses
- ☐ Heart Rate Monitor & Chest Strap
- ☐ Towel
- ☐ Hair Ties
- ☐ Lip Balm
- ☐ Post-Race Clothing
- ☐ Extra Swimsuit and Cap for practice swim (if applicable)
- ☐ Extra Tri Kit for practice
- ☐ Have a Great Race!







# WE LOVE WHAT YOU LOVE.

#WeAreACTIVE

Support, technology, and services  
at every step of the way. From people  
who love the sport as much as you do.

888.906.7622 | [ACTIVEendurance.com](http://ACTIVEendurance.com)  
[info@ACTIVEendurance.com](mailto:info@ACTIVEendurance.com)

**ACTIVE**  
network.

**ENDURANCE**



# *Santini*

Fit. Performance. Comfort. Durability.



**REDUX**  
FASTER THAN SKIN

[WWW.SANTINICYCLING.COM](http://WWW.SANTINICYCLING.COM)





AWARD YOUR ATHLETES



- CUSTOM AWARDS
- ENGRAVING
- PRODUCT MARKING

“YOUR VISION. BROUGHT TO LIFE.”

•DESIGNED AND PRODUCED IN BOULDER, CO.

303-747-3869 • [www.glassmith2.com](http://www.glassmith2.com) • [info@glassmith2.com](mailto:info@glassmith2.com)