

IRONMAN
70.3 OREGON
S A L E M

2021
ATHLETE
GUIDE

JULY 25, 2021

ACTIVE

ATHLETIC BREWING CO
NON-ALCOHOLIC BEVS

ENDURANCE

HOKA
TIME TO FLY

MAURTEN

MEDLINE

RÖKA

Santini

VENTUM

TABLE OF CONTENTS



**WELCOME
MESSAGES**



**EVENT
SCHEDULE**



**ATHLETE
CHECK-IN**



RACE DAY INFO



POST RACE INFO




**QUALIFYING FOR
THE 70.3 WORLD
CHAMPIONSHIP**



**RŌKA
SWIM COURSE**



**VENTUM
BIKE COURSE**



**PLAYTRI
SWIM · BIKE · RUN
BIKE STORE & TECH**



**HOKA
RUN COURSE**



**RULES/USAT
MEDICAL POLICY**



**SPECIAL
PROGRAMS**

WELCOME

RACE DIRECTOR

Welcome to the inaugural IRONMAN 70.3 Oregon! We are so excited to have you join us at what will most certainly be a memorable event. IRONMAN, Travel Salem, Sport Oregon, Travel Oregon, the Willamette Valley Visitor's Association, the City of Salem, and many other local and state agencies have worked diligently to help make this event go as smoothly as possible.

On race day you'll swim 1.2 miles downriver in the Willamette River, ride 56 miles through farmland, wooded forests and vineyards, finishing your day with a 13.1 mile run in Minto-Brown Island Park, finishing at Riverfront Park.

Make sure to take some time to enjoy all that Salem and the region has to offer, including world-class vineyards and culinary experiences, and natural beauty that the entire family can enjoy.

Also, be sure to thank as many volunteers as you can. They'll be there to help you through just about every step of your journey here in Salem.

We're excited you're here, and I can't wait to see you at the finish line.

Sincerely,

Joel Gaff, Jr.

Race Director

IRONMAN 70.3 Oregon

RACE DIRECTOR



JOEL GAFF

EVENT SCHEDULE

FRIDAY, JULY 23, 2021

START	END	EVENT	LOCATION
1 PM	7 PM	Athlete Check-In	Riverfront City Park
1 PM	7 PM	IRONMAN Village <ul style="list-style-type: none"> ▪ Information Tent ▪ PLAYTRI Triathlon Store & Tech Service Center ▪ VIP Spectator Credential Pick-Up 	Riverfront City Park
1 PM	7 PM	Official IRONMAN Store	Riverfront City Park
3 PM		Athlete Briefing	Riverfront City Park
6 PM		Athlete Briefing	Riverfront City Park

SATURDAY, JULY 24, 2021

START	END	EVENT	LOCATION
9 AM	5 PM	Athlete Check-In	Riverfront City Park
9 AM	5 PM	IRONMAN Village <ul style="list-style-type: none"> ▪ Information Tent ▪ PLAYTRI Triathlon Store & Tech Service Center ▪ VIP Spectator Credential Pick-Up 	Riverfront City Park
9 AM	5 PM	Official IRONMAN Store	Riverfront City Park
9:30 AM	5:30 PM	Mandatory Bike Check-In	Riverfront City Park
11 AM		Athlete Briefing	Riverfront City Park
2 PM		Athlete Briefing	Riverfront City Park
		Virtual Athlete Briefing	Online

SUNDAY, JULY 25, 2021 - RACE DAY

START	END	EVENT	LOCATION
5 AM	6:30 AM	Transition Opens	Riverfront City Park
7 AM	3 PM	IRONMAN Village/Information Tent	Riverfront City Park
7 AM	3 PM	Official IRONMAN Store	Riverfront City Park
6:15 AM		Race Start	Minto-Brown Island Park
10:00 AM	4:15 PM	Athlete Post-Race Food	Riverfront City Park
12:30 PM	4:30 PM	Bike & Gear Check-Out	Riverfront City Park
3:45 PM		Awards Ceremony/2021 IRONMAN 70.3 World Championship Slot Allocation/Rolldown Ceremony	Riverfront City Park

*Slot Allocation/Rolldown Ceremony will begin immediately following Awards-Be Early! Must be present to claim your slot.

PRE-RACE HEALTH QUESTIONS

WITHIN THE LAST 14 DAYS: YES NO

HAVE YOU BEEN DIAGNOSED WITH, TESTED POSITIVE FOR, OR TREATED FOR CORONAVIRUS DISEASE (COVID-19)?

HAVE YOU OR YOUR SUPPORT TEAM, OR ANYONE IN YOUR HOUSEHOLD TRAVELED WITH OR BEEN IN PROLONGED CONTACT WITH SOMEONE WITH KNOWN CORONAVIRUS DISEASE (COVID-19)?

HAVE YOU OR YOUR SUPPORT TEAM, OR ANYONE IN YOUR HOUSEHOLD PROVIDED CARE TO A KNOWN COVID-19 PATIENT?

HAVE YOU OR YOUR SUPPORT TEAM EXPERIENCED ANY OF THE FOLLOWING:

FEVER (TEMPERATURE GREATER THAN 100.4° F/38° C)

CHILLS

TROUBLE BREATHING OR SHORTNESS OF BREATH

NEW OR WORSENING COUGH

LOSS OF SMELL OR TASTE, OR CHANGE IN TASTE

SORE THROAT

HEADACHE

NAUSEA, VOMITING OR DIARRHEA

MUSCLE OR BODY ACHE

The questions above will be asked onsite as part of the health screening process before athletes check in for the event.

ATHLETE CHECK-IN

WHEN

- Friday, July 23 from 1 PM to 7 PM
- Saturday, July 24 from 9 AM to 5 PM

Athlete Check-In will not be open on race day. If you do not check in during the designated Athlete Check-In hours you will not be permitted to race. ALL RACE PACKETS MUST BE PICKED UP BY 5 PM ON SATURDAY. **NEW IN 2021:** To correspond with our Return to Racing guidelines, athletes must check in during their selected time slot. Please be aware that these times are allocated on a first come/first serve basis. Athletes will receive an email asking them to sign up for specific times in the weeks ahead.

WHERE

Riverfront City Park
200 Water St NE, Salem, OR 97301

WHAT TO BRING

- Photo ID or Passport and Active.com registration QR code

CHECK-IN SCREENING

1. Based on the updated guidance from the Centers for Disease Control and Prevention (CDC) and in line with local health guidance from the County Health Department, fully vaccinated athletes will no longer be required to wear face coverings around IRONMAN venues. The CDC continues to recommend the continued use of face coverings for any individual that is not fully vaccinated. Additionally, we encourage any fully vaccinated athlete who wants to continue wearing a face covering to do so and we will continue to provide a face covering to any athlete that needs one.
2. Athletes need to have Active QR Codes and Photo ID ready to begin the screening process.
- 3.. Athlete Check-In is for ATHLETES ONLY, no friends or family.

ATHLETE CHECK-IN STEPS

1. Athletes will be sent a link from Active.com to choose a specific time to check in
2. Please bring the Active.com registration QR code either on your phone or printed
3. Show Photo ID and Active.com QR Code to volunteers to receive Bib #
4. Go to the volunteer to sign waivers on iPad with stylus (use hand sanitizer before and after)
5. Pick up Athlete Race Packet
6. Pick up Athlete Giveaway Items
7. Pick up timing chip- make sure name on screen matches number

EMERGENCY CONTACT

Athletes are required to check in at the venue during the dates and times listed above and on the Event Schedule. Should an athlete have a legitimate, verifiable emergency that prevents them from picking up their materials, IRONMAN will try to accommodate the athlete to the best of our ability as long as the athlete informs IRONMAN. To inform IRONMAN of any emergency during race week, athletes must call the EMERGENCY PHONE NUMBER listed below. **Athletes who show up after the posted check-in dates and times will not be allowed to race unless prior arrangements were made via the emergency phone during the following times:**

IRONMAN 70.3 Oregon Athlete Services:

OREGON70.3@IRONMAN.COM

813-484-6064

Emergency phone hours are as follows:

Friday, July 23	1 PM to 8 PM
Saturday, July 24	9 AM to 6 PM
Sunday, July 25	4:30 AM TO 6 PM

YOUR RACE PACKET WILL INCLUDE:

- Race bib- to be worn on the run
- Bike/Helmet stickers
- Swim cap
- Bike Check-Out Ticket
- Athlete wristband - must be attached at time of check-in and worn until after the race is complete. All previous wristbands must be removed

**You will pick up your timing chip before leaving the Athlete Check-In area.*

ATHLETE WRISTBAND

A wristband printed with your race number will be affixed to your wrist at Athlete Check-In. This band will identify you as an official athlete and must be worn during race week. The wristband is required for medical identification purposes and allows you access to both transition area and post-race athlete recovery areas. Any wristbands from previous events must be removed.

BIKE STICKERS

You will receive the following stickers in your athlete packet:

- Bike frame sticker
- Helmet sticker
- Bike stem sticker
- 5 extra gear bag stickers to label belongings (if applicable)

Make sure the frame sticker is visible on both sides of your bike. The bike frame sticker cannot be altered in any fashion and the race logo MUST be visible. The helmet sticker will be affixed to the front of your helmet, and the bike stem sticker will be placed in between handlebars. **Athletes will not be permitted to have any other stickers on their bikes other than the bike frame sticker issued at Athlete Check-In.**



RELAY TEAMS

NEW IN 2021: To correspond with our Return to Racing guidelines, relay teams must check in during their selected time slot. Please be aware that these times are allocated on a first come/first serve basis. **The relay team captain and team members must each select the same time for all team members to attend check-in together.**

As always, relay team members must be together at Athlete Check-In, at the same time. No relay team will be permitted to check in if all members are not present. Each athlete that participates in a Relay will receive a shirt at Athlete Check-In.

G ENDURANCE

NO ARTIFICIAL FLAVORS

WITH A LIGHTER TASTE



FORMULATED FOR *FARTHER*™

Endurance athletes take things farther. Gatorade® Endurance Formula is designed for the specific demands of endurance athletes. On course at over 300 races.



AVAILABLE IN LEMON-LIME, ORANGE AND CHERRY
SOLD EXCLUSIVELY AT RUN, BIKE, AND TRI SHOPS
ONLINE AT GATORADEENDURANCE.COM

PRE-RACE INFO

PHYSICAL ADDRESSES

IRONMAN VILLAGE/TRANSITION

Riverfront City Park
200 Water St NE
Salem, OR 97301

PARKING

There is ample public parking in the downtown Salem area, east of Front St. NE.

IRONMAN VILLAGE INFORMATION

The IRONMAN Village is the center of the event weekend, serving as the location for Athlete Check-In, and the IRONMAN Merchandise Store. The village is free and open to the public, offering a great opportunity for athletes to pick up final race day essentials. Check out the IRONMAN Village page on the event website to see which IRONMAN Partners and Vendors will be attending.

MANDATORY ATHLETE BRIEFING

Please plan to attend one of the athlete briefings which will be held at the IRONMAN Village. Please reference the event schedule for times.

The briefings will cover important information pertaining to any peculiarities of the course, rules and cut-off times for the disciplines and most importantly any last minute changes or procedures to the event that have occurred, or may potentially occur due to weather related forecasts.

MANDATORY BIKE CHECK-IN

Athletes must check in their bike on Saturday, July 24 from 9:30 AM to 5:30 PM at transition. **There will not be race morning check-in for bicycles.**

NEW IN 2021: To correspond with our Return to Racing guidelines, athletes must check in their bike during their selected time slot. Please be aware that these times are allocated on a first come/first serve basis. Athletes will receive a color-coded card that corresponds to their bike/gear check in time. The color-coded cards will be available first come, first serve at Athlete Check-In. The CDC continues to recommend the continued use of face coverings for any individual that is not fully vaccinated. Athletes will also go through a health screening questionnaire at bike check in.

There will not be race morning check-in for bicycles. Other gear can be brought in race morning, but bikes must be checked in Saturday and left overnight. Full bike covers are NOT allowed, as it presents a safety hazard to volunteers and other competitors. Full bike covers will be removed from any bikes left in transition once Bike Check-In is over. You will have access to your bike beginning at 5 AM on race morning but you will not be allowed to remove your bike from transition until the bike portion of the race has ended. Please arrive in transition with plenty of time to set up your gear.

PERSONAL SAFETY

There is no designated pre-race swim area or time.

When training, please bike and run on the shoulder without moving into the traffic lane. Please ride single file; biking side by side is illegal. As you are one of Salems's invited guests, please respect and obey the traffic laws during your training practices. Violators will be cited. You are required to carry proper identification at all times. If you are stopped, you must present your identification to the inquiring officer. Failure to do so may result in race disqualification. Your cooperation is appreciated.

Don't try this on race day*



* A bold statement from the brand that wants to sell you the product, sure. But getting used to nutrition is one thing many athletes don't prioritize in training. Some even risk it all by trying new products on race day. So, use whatever you've trained with or get used to what you're getting on-course. In this case the GEL 100 and GEL 100 CAF 100.

Find exclusive offers for IRONMAN registered athletes on: maurten.com/ironman

RACE DAY INFO

BODY MARKING

To maintain physical distance, there will be **NO** body marking. Athletes will not need to be body marked for the race. To ensure they are able to be properly identified, athletes must wear their marked swim cap on the swim, their stickered helmet on the bike and their race bib on the run. Athlete wristbands must also be worn from Athlete Check-In until the end of the event weekend.

AID STATIONS

Aid stations are approximately every 15 miles on the bike and approximately a mile apart on the run. The general offerings are as follows:

BIKE:

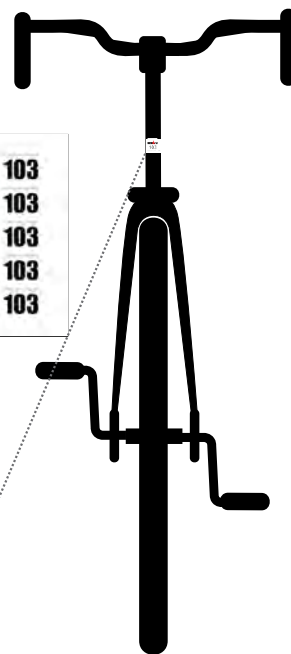


Water
Gatorade Endurance Formula (Flavor: Orange)
Red Bull
Maurten Gel 100
Maurten Gel 100 CAF 100
Quantum Energy Squares
Fig Bars

RUN:

Water
Gatorade Endurance Formula (Flavor: Lemon Lime)
Red Bull
Cola
Maurten Gel 100
Maurten Gel 100 CAF 100
Quantum Energy Squares
Fig Bars
Chips
Pretzels
Fruit - Bananas & Oranges
ActivICE (Run Aid Station 1 Only)

IRONMAN will continue to provide the products listed above. **Bike course** aid station volunteers will hand out product at the aid stations and all volunteers will wear Personal Protective Equipment (PPE). **Run course** aid stations will be self-service (GRAB and GO) from the tables. Volunteers will keep the tables stocked, but will not pass out aid directly to athletes. All offerings will now be single servings (whole bars, whole bananas, chips/pretzels in individual cups).

BIKE STICKER PLACEMENT



RACE DAY INFO

RACE MORNING PROCEDURE

Transition opens at 5 AM on race morning. Remember to bring your timing chip, wetsuit, and swim cap. Please do not wear your bib number in the swim. Leave it with your gear and put it on before you head out on the run course. The number will not hold up for the duration of the race if it gets wet.

You will not be permitted in the transition area on race day without your wristband, swim cap and timing chip. If you have misplaced any of these items, please see the transition director for a replacement. Transition closes at 6:30 AM. All athletes must be out of transition and headed to the swim before this time.

All athletes will be required to walk to swim start from transition on race morning - approximately 1.2 miles. There will be toilets available near swim start. There will not be a morning clothes drop at swim start - please arrive ready to race. Any items left at swim start will be donated to a local organization or disposed of.

RACE TIMING AND CUT-OFFS

The race will officially end 8 hours and 30 minutes after the last athlete enters the water via the rolling start. Aid station stops, transitions, etc., will be included in your total elapsed time. Splits will be recorded for each segment of the race. The following cut-off times apply for each segment of the race:

SWIM CUT-OFF

The swim course will close 1 hour and 10 minutes after the last athlete enters the water. Each athlete will have 1 hour and 10 minutes to complete the 1.2 mile swim. Athletes who take longer than 1 hour and 10 minutes to complete the swim will receive a DNF. IRONMAN officials reserve the right to pull athletes off the course who exceed any established course time cut-offs.

BIKE CUT-OFF

The bike course will close 5 hours and 30 minutes after the last athlete enters the water. Each athlete or relay team will have 5 hours and 30 minutes to complete the swim, T1 and bike course regardless of when they start the swim. Any athlete or relay team that takes longer than 5 hours and 30 minutes to complete the swim, T1 and bike course will receive a DNF.

There will be an intermediate cutoff at mile 28 at 11:00 AM.

RUN CUT-OFF

The run course will close 8 hours and 30 minutes after the last athlete enters the water. Each athlete or relay team will have 8 hours and 30 minutes to complete the entire course. Any athlete or relay team that takes longer than 8 hours and 30 minutes to complete the entire course will receive a DNF.

IRONMAN reserves the right to remove an athlete from the course and DNF the athlete if our course staff determines there is no possibility of an athlete finishing the given discipline (swim, bike, run) before the posted cut-off times based on an athlete's location, time and average speed up to that point.

Based on permits for the roads on the course and the safety of athletes involved, cut-off times must be respected for all IRONMAN 70.3 events.

WETSUIT OPTIONAL RACES

If the water temperature on race morning measures between 76.2 degrees Fahrenheit (24.55 degrees Celsius) and 83.8 degrees Fahrenheit (28.8 degrees Celsius), the race will be wetsuit optional and athletes who choose to wear a wetsuit will not be eligible for Age Group awards, including IRONMAN 70.3 World Championship slots or Rollover slots. If the water temperature is in this range and you choose to wear a wetsuit, you will start after the non-wetsuit swimmers. If there is a wetsuit-optional wave following the scheduled Age-Group start, all athletes will get the customary 1 hour and 10 minutes to complete the swim, but bike and run cut-off times will not be adjusted.

TIMING CHIP

Your timing chip will not be in your packet. You must stop at the timing table before leaving the Athlete Check-In area to pick up your chip. At the timing table, you will verify that your name matches your number.

Your chip must be worn on your left ankle at all times during the race. If you do not start the race, you are responsible for returning the chip to an IRONMAN staff member or timing team member. Failure to do so may disqualify you from participating in future IRONMAN events. It is essential that we know where you are on the course at all times for your safety and our peace of mind. If you are transported to any medical station, the medical staff will take responsibility for chip. If you lose your timing chip during the event, you are responsible for obtaining a replacement at one of the following locations: swim start, swim exit, bike exit or run exit. Volunteers will have extra timing chips at the timing locations above. If you lose your chip while on the run course, please notify a timing official immediately after crossing the finish line.

Failure to wear your timing chip on race day, return your chip after the event, or pay the replacement cost of your lost timing chip may disqualify you from future IRONMAN events.

After the race, if you realize you still have your chip, please mail it within 5 business days to :

Sportstats USA
88 54th St. SW Suite 106
Wyoming, MI 49548

Please use package envelope and do not put any value on it for customs.

IRONMAN TRACKER

The IRONMAN Tracker App provides official real-time athlete tracking for select IRONMAN and IRONMAN 70.3 events. Download the app to your phone to track athlete's times, find them on the interactive map, and share race-day updates on social media!

QUANTUM[⚡]

TRAIN WITH WHAT'S ON-COURSE

Steady Energy For
Long-distance Training & Racing



*boost
endurance*

*enhance
performance*

*easy
digestion*

IRONMAN[®]
NORTH AMERICA SERIES

2021 OFFICIAL ENERGY BAR

LIMITED TIME IRONMAN OFFER

Text "IRONMAN" to "1 (855) 320-2382"
or scan the QR code for a limited
time IRONMAN offer.



Text **IRONMAN** to **1 (855) 320-2382**

POST RACE INFO

BIKE & GEAR CHECK-OUT

Mandatory Bike and Gear Check-Out is from 12:30 PM to 4:30 PM. You must have your athlete wristband on in order to enter transition.

BIKE CHECK-OUT TICKET

If you are unable to personally claim your bicycle and gear, a family member or friend may claim your bike and gear with the Bike Check-Out ticket provided in your race packet prior to race day. There will be a limit of one representative per athlete for bike and gear check-out. (i.e. either the athlete or an athlete's family member with proper bike and gear bag check-out ticket). Please note, this ticket should only be used in emergency situations or if the athlete has absolutely no way to claim their gear themselves.

ATHLETE FOOD TENT

Athlete post-race food area opens at 10 AM. The athlete post-race food area is for athletes only and your athlete wristband provides you with access. There will be a no re-entry policy once you've exited.

AWARDS

The awards ceremony is scheduled for 3:45 PM (pending final finisher) at the stage in IRONMAN Village. Don't miss out on claiming your award! Please email oregon70.3@ironman.com if you wish to have your award shipped to you. Unclaimed awards will be held for 30 days and then donated to a local charity. Awards will go to the top 5 finishers in each age group. Download the IRONMAN Tracker App for live results and age group rankings. Final results will be posted at the Awards Tent.

RACE PHOTOGRAPHY

FinisherPix will have several photographers working at the swim exit, on the bike course, on the run course, and of course, at the finish line!

HOW TO ORDER YOUR PIX:

- Register your e-mail address at www.finisherpix.com to be notified as soon as photos are online.
- Have your number visible on the FRONT of your bike helmet so you can be identified in your cycling photos.
- Keep your bib number visible on the FRONT of your body during the run and at the finish line so you can be easily identified.
- Smile and celebrate when you cross the finish line! Don't worry about touching your watch, the timing company will ensure an accurate record of your achievement.
- Visit www.finisherpix.com to view, order, and share your photos from the event.

LOST AND FOUND

Lost and Found will be at the Information Tent during race week and on race day. Please check the schedule of events for Information Tent hours and location. After the conclusion of the event, please contact OREGON70.3@IRONMAN.COM to locate any missing items and schedule returns. Shipping fees will apply. All unclaimed items will be donated within 30 days.

MEDICAL AREA

The medical area is for athletes only and family members are not allowed. Overcrowding in the medical area prevents the medical staff from doing their job. For information on an athlete receiving medical treatment, please wait outside the medical tent for updates on your athlete's condition.

VOLUNTEERS

Please remember to thank the Volunteers! The race wouldn't be possible without their assistance. For more information about volunteering for this event, click on the Volunteer Tab at IRONMAN.COM/IM703-OREGON.

FINISHER CERTIFICATE

To get your finisher certificate, go to IRONMAN.COM/IM703-OREGON and click on results. Once you find your result page, click on the "Get Certificate" button in the upper right hand corner and the certificate will generate as a PDF.

TIMING/RESULTS



If there is an issue with your timing, please e-mail TIMING@IRONMAN.COM



FinisherPix | Powered by Smiles



NEVER FORGET YOUR RACE



IRONMAN
OFFICIAL PHOTOGRAPHER



ORDER YOUR RACE PHOTOS HERE:
www.finisherpix.com
www.facebook.com/finisherpix
@finisherpix #finisherpix



RELAY INFO

WHAT IS A RELAY TEAM?

A relay team is comprised of 2 or 3 athletes who compete as a “group” to finish the triathlon. Typically, one athlete completes the swim, another the bike, and the final person does the run. Each athlete passes his/her timing strap and chip from one to the other as they complete their respective leg of the race. A two-person team can complete the race in any combination of legs. Relay team members can be comprised of mixed of genders and ages. However, all participants must be 18 years of age on race day.

CHECK-IN PROCESS

All relay members must be present and together during Athlete Check-In to pick up their assigned race packets. Relay members cannot pick up race packets for their teammates and will not be able to check-in if a relay team member is missing. (This is for the safety and legal accountability of all athletes during the event).

NEW IN 2021: To correspond with our Return to Racing guidelines, relay teams must check in during their selected time slot. Please be aware that these times are allocated on a first come/first serve basis. **The relay team captain and team members must each select the same time for all team members to attend check-in together.**

As always, relay team members must be together at Athlete Check-In, at the same time. No relay team will be permitted to check in if all members are not present. Each athlete that participates in a Relay will receive a shirt at Athlete Check-In.

Relay teams should look for the Relay Check-In table upon arriving at Athlete Check-In. All relay members must have a photo ID and be covered by USA Triathlon. If you are an annual member, please bring your valid (not expired) USAT card. If you are not a USAT member and did not pay for the \$15 one-day license online please bring \$15 cash (credit cards and checks will NOT be accepted). If you purchased the \$15 one-day license, you do not need to bring anything other than your photo ID. **If your team is adding or changing a teammate the new member must purchase a one-day license or provide proof of USAT membership.** USAT one-day licenses are not transferable.

At Athlete Check-In, athletes will be required to sign their own individual waivers – no waiver, no race. A relay team will be assigned one bib number.

EACH TEAM WILL RECEIVE:

- 1 swim cap,
- bike stickers,
- helmet sticker,
- race bib to be worn on the run
- 2 or 3 athlete wristbands

Each athlete will receive a participant t-shirt and swag bag. Timing chips will be picked up near the exit at Athlete Check-In. There will only be one timing chip per team. Finisher hats and relay medals are given to the runner upon finishing.

TIMING AND CHIP TRANSFER RULES

In order to ensure a proper chip timing reading, relay athletes must keep ankle strap and chip on their ankle at all times. Athletes must make the chip transfer from ankle to ankle at the specified relay area near transition. Athletes must not run with the chip in their hands at any time to ensure accurate chip reading.

The timing chip acts as the “baton” and athletes must hand-off the timing strap/chip to move forward to the next discipline. Failure to do so will result as a DNF.

RACE MORNING

Relay teams are limited to one athlete in transition at a time except when making a chip exchange. Relays enter and exit the transition area using the marked Relay Zone.

SWIM TO BIKE

The bike can not be removed from the bike rack until chip is properly transferred and attached to the next teammate. The swim leg athlete will exit the swim and head to transition area where they will meet their bike leg at their bike rack and make the chip transfer. After the swim to bike exchange the swimmer must exit the transition area. We encourage the relay teams to use hand sanitizer after every chip exchange. After the chip and ankle strap has been transferred, the bike leg athlete can begin the bike portion of the event.

BIKE TO RUN

The timing chip may not be removed until the bike is properly racked.

RUN TO FINISH

Only the run leg relay participant is able to cross the finish line.

If a relay team member drops out of any leg or fails to meet the given time allotment, the relay team will not be able to continue the race and will receive a DNF.

PLAN AHEAD

It is imperative that relay athletes properly communicate with their team. Each relay team is accountable for being in the designated place at the right time. Athletes are not expected to wait in the transition pen area for the entire length of the race, but athletes should be aware of anticipated finish times associated with each leg. We strongly encourage relay athletes to follow the event schedule and stay close to the relay exchange area.

*Please keep in mind that access to race venues may be difficult or not possible due to race road closures. It is up to the each athlete to coordinate timing and chip transfer.

FINISH LINE

Volunteers will be instructed to give relay athletes “relay medals.” Relay medals are different than the individual medals and should be communicated pre-race to athletes, volunteers, and staff.

Each relay athlete will be given 2 or 3 medals (depending on the size of the team) once finished. It is the responsibility of the run leg athlete to distribute additional medals to the team.

RŌKĀ SWIM COURSE

SWIM COURSE RULES

- **NEW IN 2021:** When lining up for swim start, be sure to pay attention to physical distancing markers. Trash receptacles will be located at the waters edge to dispose of your mask or face covering just before you enter the water should you choose to wear one.
- Athletes must wear cap provided by race.
- No fins, gloves, paddles, or flotation devices (including pull buoys) of any kind are allowed.
- No aqua socks (neoprene booties) unless the water temperature is 65 degrees Fahrenheit or colder.
- When the use of wetsuits is forbidden, clothing covering any part of the arms below the elbows and clothing covering any of the leg below the knee is deemed illegal equipment and is not permitted. Compression sleeves or compression calf guards/socks may NOT be worn during non-wetsuit swims, but may be worn upon completion of the swim.
- Swim goggles and facemasks may be worn. Snorkels are prohibited. Medical exceptions will not be considered.
- No individual paddlers or escorts allowed. The course will be adequately patrolled by boats, canoes and paddleboards.
- Any assistance required during the swim will result in disqualification if forward progress was made. Athletes are permitted to use kayaks and boats as aid, as long as forward progress is not made. Course officials and medical personnel reserve the right to remove athletes from the course if determined medically necessary.
- The swim course will close 1 hour and 10 minutes after the last athlete enters the water. Each athlete will have 1 hour and 10 minutes to complete the 1.2 mile swim. Individual athletes who take longer than 1 hour and 10 minutes to complete the swim will receive a DNF. IRONMAN officials reserve the right to pull athletes off the course who exceed any established course time cut-offs.

SWIM TO BIKE TRANSITION

After the swim you will be directed through the timing chutes to the swim to bike transition. Public nudity is not permitted. We require you to be fully ready to race before getting on your bike.

Personal nutrients are permitted if carried on you or your bike. Sunscreen is available in transition.

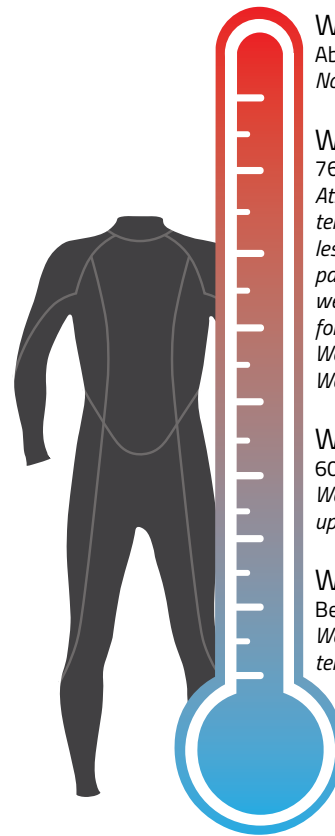
Any athlete electing not to race must notify a timing official immediately. Above all, the safety of each swimmer is our prime concern. A full sweep of the course will be made directly behind the last swimmer. Visual aid will be provided by the canoes, kayaks, buoys, and aquatic crafts that line the course.

WETSUIT RULES

Wetsuits may be worn in water temperatures up to and including 76.1 degrees Fahrenheit (24.5 degrees Celsius). Wetsuits will be prohibited in water temperatures greater than 83.8 degrees Fahrenheit (28.8 degrees Celsius).

Athletes who choose to wear a wetsuit in water temperatures between 76.2 degrees Fahrenheit (24.55 degrees Celsius) and 83.8 degrees Fahrenheit (28.8 degrees Celsius) will not be eligible for Age Group awards, including IRONMAN 70.3 World Championship slots or Rolldown slots. Athletes electing to wear a wetsuit will be placed in a wetsuit optional wave after all the non-wetsuit athletes.

Prohibited Wetsuit: De Soto Water Rover Wetsuits cannot measure more than 5 mm thick.



WETSUIT PROHIBITED

Above 83.8°F/28.8°C

No age-group athletes can wear a wetsuit

WETSUIT OPTIONAL

76.1°F/24.5°C – 83.8°F/28.8°C

Athletes may wear wetsuits if the water temperature is above 76.1°F/24.5°C, but less than or equal to 83.8°F/28.8°C and participate in a separate non-competitive wetsuit wave/division, but will not be eligible for age-group awards including, IRONMAN World Championship slots or IRONMAN 70.3 World Championship slots

WETSUIT LEGAL

60.8°F/16°C – 76.1°F/24.5°C

Wetsuits may be worn in water temperatures up to and including 76.1°F/24.5°C

WETSUIT MANDATORY

Below 60.8°F/16°C

Wetsuits are mandatory in water temperatures below 60.8°F/16°C

SWIMWEAR POLICY (non-wetsuit legal swims only)

Swimwear must be 100% textile material, which is defined as materials consisting of natural and/or synthetic, individual and non-consolidated yarns used to constitute a fabric by weaving, knitting and/or braiding. Simply put, this would generally refer to suits made only from nylon or Lycra that do not have any rubberized material such as polyurethane or neoprene. Swimwear must not cover the neck, extend past the elbow, nor extend past the knees. Swimwear may contain a zipper. A race kit may be worn underneath swimwear.

Compression gear may be worn during non-wetsuit swims provided that it is made of 100% textile material (no rubberized material such as polyurethane or neoprene) and that material does not extend past the elbows or knees. Any compression wear that extends past the elbows or knees will not be permitted in non-wetsuit swims (this includes compression sleeves, compression socks, or compression tights).

QUALIFYING

FOR THE IRONMAN 70.3 WORLD CHAMPIONSHIP

SLOT ALLOCATION/ROLLODOWN CEREMONY

There are 200 Age Group Qualifying Slots for the 2021 Intermountain Healthcare IRONMAN 70.3 World Championship presented by Utah Sports Commission in St. George, Utah.

Prior to accepting a qualifying slot, please ensure you've reviewed the qualification policy here: www.ironman.com/703-wc-deferral, as deferrals can not be accommodated.

Athletes may claim their slot only IN PERSON and only at the IRONMAN 70.3 World Championship Slot Allocation/Rolldown Ceremony on Sunday, July 25 immediately following awards. Awards will start at 3:45 PM at the stage in IRONMAN Village near the finish line. You must be present to accept a slot. Please be prepared to pay the entry fee with CREDIT CARD ONLY; no check or cash

HOW DOES THE AGE GROUP SLOT ALLOCATION WORK?

First, a quick note to clarify what we mean below by an "Age Group." An Age Group is a particular age group within a particular gender. For example, "Male 25-29" is one Age Group, and "Female 25-29" is a different Age Group.

THE ALLOCATION PROCESS:

▪ BEFORE RACE DAY:

Each Age Group with registered athletes is tentatively allocated one slot (each, an "Initially Allocated Slot").

All other slots available for the race (the "Proportionally Allocated Slots") are not allocated until race day.

▪ ON RACE DAY:

If there are no starters in an Age Group, then that Age Group's Initially Allocated Slot is removed and pooled with the Proportionally Allocated Slots. The Proportionally Allocated Slots are then allocated among all Age Groups (i.e., those having at least one starter) proportionally based on the number of starters in each Age Group. This allocation is done across both the male and female categories.

▪ AFTER THE RACE:

Before Roll-Down: If there are no finishers in an Age Group that had one or more starters, then the Initially Allocated Slot for that Age Group is reallocated, within the same gender, to the Age Group with the highest ratio of starters to slots.

▪ DURING ROLL-DOWN:

If any slot allocated to an Age Group is unclaimed (after Roll-Down for that Age Group is completed), then that unclaimed slot is reallocated, within the same gender, to the Age Group with the highest ratio of starters to slots.

ANTI-DOPING POLICY

Each Age Group athlete who accepts a qualifying slot for the Intermountain Healthcare IRONMAN 70.3 World Championship presented by Utah Sports Commission is subject to IRONMAN's Anti-Doping Rules and will be required to sign the World Championship Events Anti-Doping & Qualifying Slot Waiver for Age-Group Athletes. The waiver serves to provide additional notification of and consent to IRONMAN's Anti-Doping Program, which includes IRONMAN's efforts to combat, deter, and test for doping in accordance with IRONMAN's Anti-Doping Rules.

Please refer to **IRONMAN'S COMPETITION RULES** for additional guidance and information.

WITHDRAWAL POLICY

Withdrawal requests must be received in writing via e-mail to WORLDCHAMPIONSHIP70.3@IRONMAN.COM. Without exception, all requests must be received 45 days prior to the race to be eligible for a partial refund of \$75 USD. No refunds will be issued for requests made after the 45 day deadline. Transfers or deferments are NOT permitted.



ROKA

MAVERICK X

THE WORLD'S MOST LOVED WETSUIT

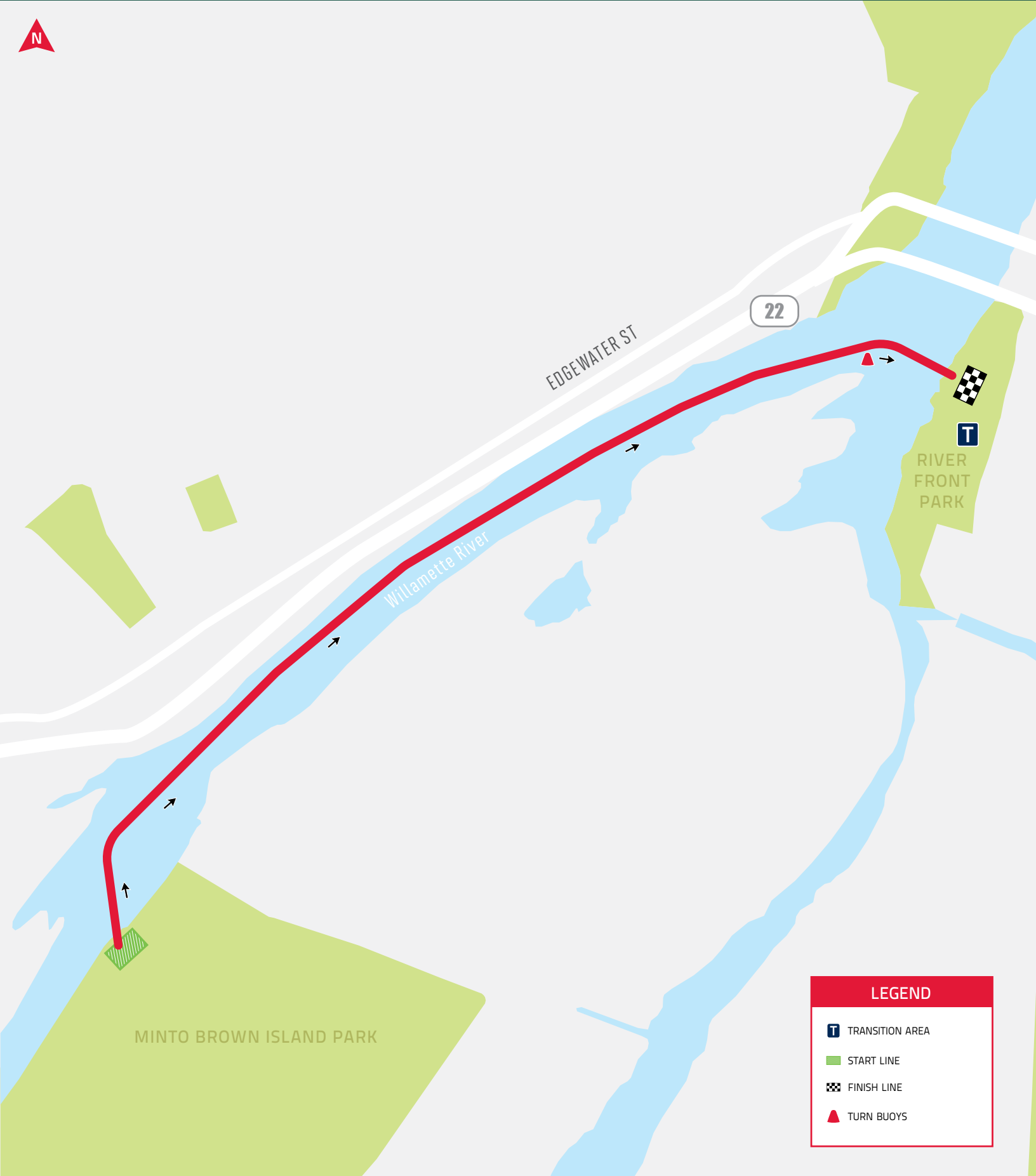
"I genuinely have ZERO shoulder discomfort! For the first time ever I am more comfortable swimming in a wetsuit than out of it."

- Paul, Seattle, WA

PATENTED

PROTECTED BY DOMESTIC AND
INTERNATIONAL PATENTS WITH
ADDITIONAL PATENTS PENDING

LUCY CHARLES-BARCLAY
FASTEST IRONMAN
SWIMMER ON THE PLANET



LEGEND

- TRANSITION AREA
- START LINE
- FINISH LINE
- TURN BUOYS

INNOVATIVE SWEAT
ACTIVATED APPAREL

VIEWSPORT[®]
MOTIVATION REVEALED



An open-water swim in a triathlon is substantially different from swimming in a pool. To alleviate stress, it's important that you arrive on race day healthy, fit and prepared. Here's a top-10 checklist to help get you ready.

1 PREPARE FOR RACE CONDITIONS

- Race day should not be your first open water swim. Make sure some of your training replicates real race conditions, including water temperature, proximity to other swimmers, orientation (includes water clarity, depth and distance perception), and wearing a wetsuit if needed.

2 RACE IN SHORTER EVENTS

- Proper training is the best way to reduce anxiety. It's also a good idea to race shorter distance triathlons or single-sport events (for example, an open water swim event), as well as join clinics and club activities to prepare yourself for open water conditions.
- For extra guidance, talk to a coach or your local triathlon club.

3 LEARN ABOUT COURSE DETAILS

- It's important to prepare yourself mentally as well as physically prior to race day. Thoroughly review the race website, event athlete guide and pre-race communication to familiarize yourself with the course.
- Keep in mind that every body of water is different—educate yourself on water currents and surf conditions, if applicable.
- Study the event schedule to plan for optimal arrival and preparation.

4 ENSURE HEART HEALTH

- As an athlete in training, you should take the proper steps to assess your health with your physician.
- The American Heart Association and European Society of Cardiology offer suggestions for cardiac screening of competitive athletes. These include a physical exam as well as an assessment of your family history, personal heart health and may include a recommendation of additional diagnostic studies. Wherever you live, we recommend you consult with your physician before you race.

5 PAY ATTENTION TO WARNING SIGNS

- While training, if you experience chest pain or discomfort, shortness of breath, light-headedness (dizziness) or blacking out, or have any other medical concerns or symptoms, consult your doctor immediately.

6 DON'T USE NEW GEAR ON RACE DAY

- Focus on controlling as many factors as you can on race day.
- You should never race in equipment you haven't trained in—this is not the time to test new gear.
- Make sure your wetsuit fits properly and that your goggles, swim cap and other accessories work properly.
- Prepare for the unexpected with backups of all your gear.

7 WARM UP ON RACE DAY

- Arrive early enough on race day for an adequate warm-up prior to the start, preferably in the water.
- If you aren't able to warm up in the water, spend between 5 and 10 minutes loosening up your muscles with arm swings and other gentle movements. A light jog or brisk walk can also help increase circulation and prepare your body to race.

8 CHECK OUT THE COURSE

- Get comfortable with the course by checking out water conditions, the swim entry and exit layouts, as well as turn buoy colors and locations.
- Take part in the official practice swim if one is offered. This provides you an opportunity to get oriented with the swim course.
- Identify navigation landmarks such as buildings or landscape features to use for sighting in every direction you'll be swimming.

9 START EASY – RELAX AND BREATHE

- Follow the race day instructions regarding the swim start format that have been provided in the event athlete guide.
- For events with a rolling swim start, don't overestimate your ability. Please line up in the appropriate position based on instructions provided in the event athlete guide.
- Don't race at maximum effort from the start - ease into your swim.
- Relax and focus on your breathing as you settle into a sustainable pace.

10 BE ALERT AND ASK FOR HELP

- In a race setting always stop at the first sign of a medical problem.
- The IRONMAN Competition Rules allow for competitors to stop or rest at any time during the swim.
- If you or a fellow athlete needs help, raise your hand to alert a lifeguard or safety boat.
- Feel free to hold on to a static object like a raft, buoy, or dock. As long as you don't use it to move forward, you won't face disqualification.



VENTUM

ENTER TO WIN

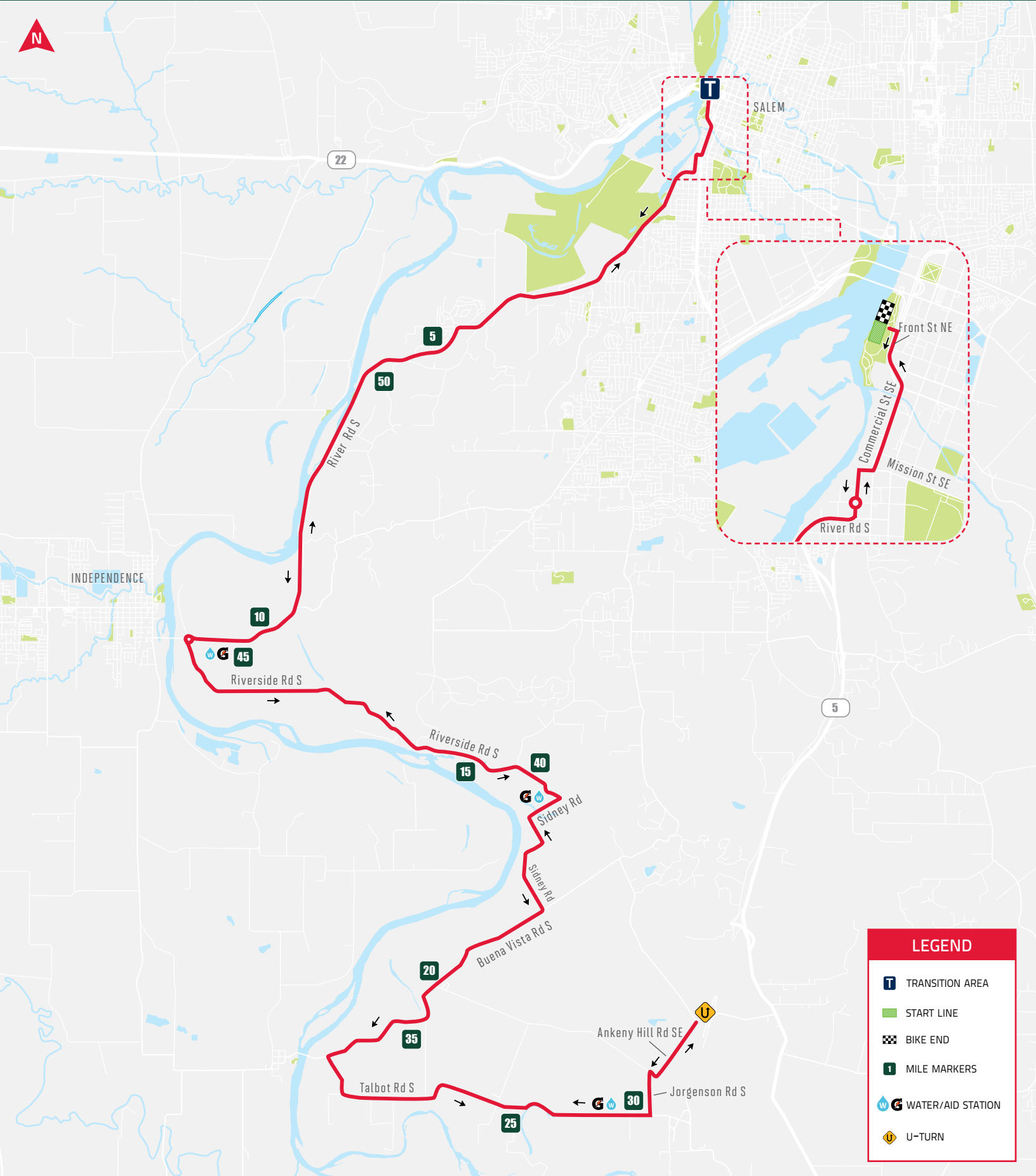


A FRAMESET OF YOUR CHOICE



IRONMAN
GLOBAL SERIES
2021 OFFICIAL BIKE PARTNER

Scan the code or visit, ventumracing.com/ironman-events to sign up.

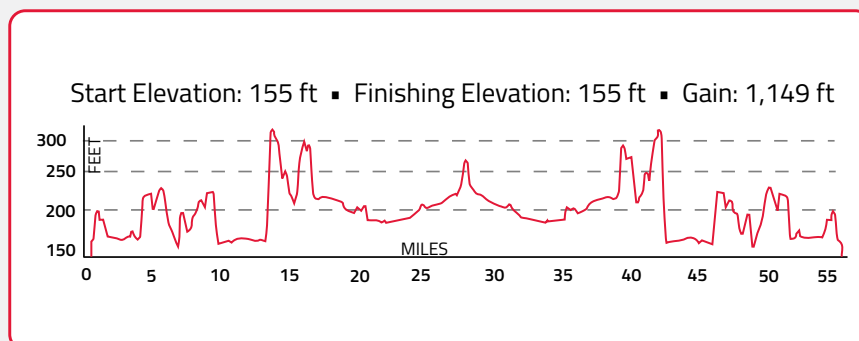


LEGEND

- T TRANSITION AREA
- START LINE
- ⚑ BIKE END
- 1 MILE MARKERS
- W G WATER/AID STATION
- U U-TURN

TURN BY TURN DIRECTIONS

- Exit transition and turn right onto Front St. NE
 - Right turn onto Commercial St. SE
 - Right turn onto Mission St. S
 - Left turn onto Saginaw St. S
 - Right turn onto Owens St. S
- Owens St. becomes River Rd. S at Fairmount Ave S.
- Right turn onto Riverside Dr. S to circle under bridge
 - Right turn onto Sidney Rd. S
 - Right turn onto Buena Vista Rd. S
 - Left turn onto Talbot Rd. S
 - Left turn onto Jorgenson Rd. S
 - Right turn onto Winter Rd. S
 - Turn around just before Ankeny Hill Rd. SE
 - Left turn onto Jorgenson Rd. S
 - Right turn onto Talbot Rd. S
 - Right turn onto Buena Vista Rd. S
 - Left turn onto Sidney Rd. S
 - Left turn onto Riverside Rd. S
 - Right turn onto River Rd. S
 - River Rd. S becomes Owen St. S
 - Left turn onto Saginaw St. S
 - Right turn onto Mission St. S
 - Left turn onto Commercial St. SE
 - Left turn onto Trade St. SE
- Left turn at Court St. NE into transition area



Completing in a triathlon event requires training on a bike. To be fully prepared, it's important that you arrive on event day healthy, fit, and equipped with the proper gear. Fitness can be built indoors, but competing with a group requires the ability to ride safely and competently outdoors. Read on for an essential checklist to get you ready for any two-wheeled challenge.

BEFORE YOU RIDE

1 IT STARTS WITH YOUR BIKE

- Your seat and handlebars should be adjusted to the appropriate height and reach for you. Work with a fitter to find your optimal bike fit.
- Ensure all bolts are tightened properly to avoid coming loose during the ride, and that your brakes and gears are working properly.
- Keep your bike clean and your chain lubed.
- Use front and rear lights when riding in low light conditions – this may be required by law in your area.
- Tires should be inflated to the recommended pressure.

2 LEARN THE BASICS

- Practice clipping in and out of your pedals, as well as starting, stopping, and emergency braking.
- If you're unfamiliar with shifting gears, practice doing this in a low-traffic area.
- Practice riding a straight line, and cornering (right, left, U-turns).

3 SUIT UP

- Always wear an approved helmet in training and racing. Helmets should fit properly without moving around on your head while riding, and remain buckled at all times during your ride.
- Wear clothing that is designed to function in the weather you will encounter on the ride, and that will help maintain your core body temperature when riding in cold or wet conditions, even during a race.
- Choose clothing that is visible in low-light conditions.

4 BE PREPARED TO RIDE

- Carry the appropriate amount of water and nutrition, along with a way to purchase additional supplies if needed.
- Know how to use a tire repair kit and appropriate tools, and be sure to carry them with you.

5 PLAN AHEAD

- Select a route that limits the number interactions with vehicles – if possible factor in time of day and day of the week.
- Always obey all traffic signals and signs.
- Where available, ride in dedicated bike lanes and where other bikes are normally present to ensure vehicles are aware of you.
- Select a ride distance appropriate to your fitness.

6 INFORM OTHERS

- In the event of an incident, someone should know where you are riding.
- Always carry personal identification with you and emergency contact information.
- Carry a cell phone for emergencies.

DURING THE RIDE

7 STAY ALERT

- Leave the playlists and podcasts for indoor workouts.
- Don't use your phone while riding – pull off the road if you need to make a call or send a text.
- Don't take photos and selfies while riding.
- Keep your head up, particularly when riding in a group. Look at the road and the riders around you, not your bike computer.
- Be able to see and hear what is going on around you. When riding in the aerobars, do not look down at the road, look ahead.
- When riding in a group, do not get fixated on the rider directly in front of you. Look through so you can anticipate any issues before they happen, and have an exit strategy.
- Be easy on the brakes when riding in a group. Ride smoothly, do not overlap wheels.
- Pay particular attention when approaching aid stations during a race. Do not ride through aid stations in the aerobars.

8 OBEY THE LAW

- Always stop at stop signs and lights—remember, cyclists have the same responsibilities as vehicles.
- Know the traffic laws for your area, especially those regarding riding two abreast or single file.
- Know where the vehicles are around you and anticipate that drivers may not see cyclists.
- When passing a parked car or another cyclist, make sure there is enough space to avoid contact.

9 COMMUNICATE

- Use verbal and hand signals so others know if you are stopping or turning.
- Make eye contact with drivers and other cyclists.
- While riding, let other athletes know you are passing through verbal communication. Watch for hazards in the road including potholes, debris, or water bottles. Point out and verbally communicate these hazards to those riding and racing with you.
- Visually and verbally communicate with the specific volunteer in the aid station you will be taking aid from, letting them know you are taking aid directly from them.

10 SAFETY FIRST

- Ride as far to the side of the road as safely possible. Some situations do require that you safely position yourself on the road so that traffic is unable to pass. This might be when making a turn or when not safe for vehicles to pass.
- If riding with other people, make sure you are riding single file or allowing traffic to pass from behind you.
- When riding in a group, avoid riding in the aerobars unless you are riding in front. Your hands should always be able to get to the brakes quickly.
- Taking unnecessary risks might gain you a couple of seconds during your ride, but it could risk you losing your life. Always ride smart.

VENTUM BIKE COURSE

1. POSITION RULES

- Absolutely NO DRAFTING of another bike or any other vehicle is allowed.
- Athletes must keep six bike lengths of clear space between bikes except when passing. Failure to do so will result in a drafting violation.
- A pass occurs when the overtaking athlete's front wheel passes the leading edge of the athlete being overtaken.
- Overtaking athletes may pass on the left for up to 25 seconds, but must move back to the right side of the road, after passing. Failure to complete a pass within 25 seconds will result in a drafting violation. Athletes may not back out of the draft zone once it is entered (drafting violation).
- Overtaken athletes must immediately fall back six bike lengths before attempting to regain the lead from a front running bike. Immediately re-passing prior to falling back six bike lengths will result in an overtaken violation.
- Overtaken athletes who remain in the draft zone (6 bike lengths of clear space between bikes) for more than 25 seconds, or who do not make constant rear progress out of the drafting zone, will be given a drafting violation.
- Athletes must ride single file on the far right side of the road except when passing another rider, or for reasons of safety. Side-by-side riding is not allowed and will result in a position violation.
- Athletes who impede the forward progress of other athletes will be given a blocking violation.
- Athletes committing rule violations will be notified "on the spot" by an official.
- Do not attempt to discuss the penalty with the official.

▪ THE OFFICIAL WILL:

- Notify you that you have received either a BLUE CARD for drafting and littering or a YELLOW CARD for any other penalty. The official will show you the corresponding colored card.
- Instruct you to report to the next penalty tent (PT) on the course. There will be at least two PTs on the course.

THE EXACT LOCATION OF THE PTS WILL BE STATED AT THE PRE-RACE MEETING.

▪ THE ATHLETE WILL:


- Report to the next PT and tell the PT Official whether you were shown a BLUE CARD or a YELLOW CARD. If you fail to report to the next PT, you will be disqualified.
- Have race numbers marked by the PT Official with a "/".
- Register, via the sign-in sheet.
- Resume the race after serving a 30 second time penalty for all non-drafting violations (YELLOW CARD).
- Remain in the PT for the time indicated in the table below, for each drafting and littering violation (BLUE CARD).
- Be disqualified if you receive three BLUE CARD penalties. An athlete may finish the race if he or she has been issued a red card disqualification, unless otherwise instructed by the Race Referee.
- Be disqualified for not reporting to the PT.

Race Distance: IRONMAN 70.3

1st BLUE CARD Offense	5:00
2nd BLUE CARD Offense	5:00
3rd BLUE CARD Offense	DSQ



ROUVY brings you cycling courses from all around the world



www.ROUVY.com

REAL ROADS. REAL RIDERS. REAL FEELINGS.



VENTUM BIKE COURSE

- Bicycles must be racked in a manner such that the majority of the bicycle is on the athlete's side of the bike rack.
- No tandems, fixed-gear bikes, recumbents, fairings, or any add-on device designed exclusively to reduce resistance are allowed. Any new, unusual, or prototype equipment will be subject to a determination of legality by the event organizer and/or Head Referee.
- The sole responsibility of knowing and following the prescribed cycling course rests with each athlete. No adjustments in times or results shall be made for athletes who fail to follow the proper course for any reason whatsoever.
- Athletes must obey all traffic laws while on the cycling course unless otherwise specifically directed by an official, race monitor or designee with actual authority. Failure to do so may result in disqualification.
- No athlete shall endanger himself or another athlete. Athletes who intentionally present a danger to any athlete or who, in the judgment of the Head Referee, appear to present a danger to any athlete may be disqualified.
- Helmets, bike shoes, and other cycling gear can be placed around the athlete's bike in transition. Shoes and shirt must be worn at all times.
- Cameras, phone cameras, and video cameras are prohibited unless permission is given by IRONMAN. If permission is given by IRONMAN, it is the athlete's responsibility to notify the Head Referee prior to race start. Athletes seen with a camera, phone camera, or video camera without permission will be disqualified.
- Athletes must wear a bike helmet number on the front of their helmet.
- A CPSC-approved helmet is required during the entire bike portion including in and out of transition. Athletes riding without an approved helmet or chinstrap not fastened may be disqualified. Alterations to a hard-shell helmet, which affect its integrity, are not allowed.
- No individual support allowed. Ample aid and food stations will be provided. Friends, family members, coaches, or supporters of any type may NOT bike, drive, or run alongside athlete, may not pass food or other items to athlete and should be warned to stay completely clear of all athletes to avoid the disqualification of the athlete. It is incumbent upon each athlete to immediately reject any attempt to assist, follow, or escort.
- Do not litter. Any item that needs to be discarded, including but not limited to water bottles, gel wrappers, energy bar wrappers, broken bike parts, or clothing items, may only be discarded in the trash drop zones at each aid station. Discarding any item outside of the trash drop zones will result in a blue card (5 minute time penalty).
- Athletes must be individually responsible for repair and maintenance of their own bike. Athletes should be prepared to handle any possible mechanical malfunction. Assistance from official race personnel is permitted.
- Athletes may walk bike, if necessary, but may not make progress on the bike course unaccompanied by their bicycle.
- Bike inspection is not mandatory and will not be provided at Bike Check-In, although technicians will be available. Athletes are ultimately responsible for their own bikes. However, race officials may at their own discretion make final judgment as to the soundness of the bike.
- Headphones, headsets which are inserted in or covering the ears are not allowed during any portion of the event.
- Helmet mirrors or mirrors attached to the bike or body are prohibited unless needed for a verifiable medical reason. Athletes granted permission to use a mirror will be ineligible for awards or World Championship entry slots. Athletes using a mirror without permission will be disqualified.
- Athletes may not use communication devices of any type, including but not limited to cell phones, smart watches, Bluetooth enabled or "smart" helmets, and two-way radios, in any distracting manner during the Race. A "distracting manner" includes but is not limited to making and receiving phone calls, sending and receiving text messages, playing music, using social media, taking photographs, and mounting the device to a bike for purposes of using the device like a bike computer. Using a communication device in a distracting manner during the Race will result in disqualification.**
- Cycling with a bare torso is prohibited. Athletes must wear a shirt, jersey, or sporttop/sports bra at all times during the cycling segment of the Race. Uniforms with a front zipper may be unzipped to any length, provided, the zipper is connected at the bottom of the uniform at all times and the top of the uniform covers the shoulders.**

BIKE STORE AND TECH

Playtri is the Official Triathlon Store of 2021

Our knowledgeable staff will be on-site at the IRONMAN Village offering a large selection of triathlons supplies and equipment, hydration, nutrition and more from all of the top brands to ensure you are race ready! Our expert bike technicians will provide the highest level of service for repairs and upgrades to make sure your bike is ready to ride. On race day, our staff will be available for emergency repairs and support in the transition area as well as on the race course. Need something before race day? Shop us now at WWW.PLAYTRI.COM for the best selection at the best prices. We also have full service shops across the country so you can shop local: WWW.PLAYTRI.COM/LOCATIONS. Pre-book is available for all the services listed below at WWW.PLAYTRI.COM/IRONMANTRIATHLONSTORE.

PRE-RIDE SAFETY INSPECTION - \$59

- Inspection of Frame and Fork
- Inspection of Wheels and Tires
- Brake System Inspection
- Drive Train Inspection
- Inspect and Tightening of Seat Clamp and All Stem Bolts

RACE READY TUNE-UP: \$89

- Inspection of Frame and Fork
- Inspection of Wheels and Tires
- Brake System Inspection And Adjust as Required
- Drive Train Inspection And Adjust as Required
- Chain Inspection and Lubrication as Required

ARRIVAL PACKAGE: \$149

- Unpack and Assembly Of Bike
- Includes Pre-Ride Safety Inspection

DEPARTURE PACKAGE: \$159

- Collection of Bike From Transition (During Run Segment Of Race)
- Disassembly and Packing Of Bike

FULL FLIGHT PACKAGE: \$249

- Unpack and Assembly of Bike
- Includes Pre-Ride safety Inspection
- Collection of Bike From Transition (During Run Segment Of Race)
- Disassembly and Packing Of Bike

ROAD AND TRI BIKE RENTAL ALSO AVAILABLE

If you have questions about our services or products available, please contact us at INFO@PLAYTRI.COM. We can't wait to see you at your race!

**Prices are for most bikes. Some bikes may incur additional costs.*






PLAYTRI
SWIM · BIKE · RUN

Best Bikes
Best Selection
Best Prices

PLAYTRI.COM

Shop Online 24/7




PLAYTRI
SWIM · BIKE · RUN

IRONMAN
US SERIES

OFFICIAL TRIATHLON STORE

Own Your Passion | Franchises Available | [Playtri.com/ownastore](https://playtri.com/ownastore)

WHEEL RENTAL

Race Day Wheels, The Original Wheel Rental Company, began in 2005 and is the Official Wheel Rental Business of the IRONMAN® U.S. Series. Our sole mission is to make you faster without you having to break the bank.

We're here to give both beginner triathletes and experts the opportunity to conveniently ride fast carbon race wheels without having to purchase them. Why pay \$2400+ for wheels that you may only use a few times a year when you can rent newly released 2021 ZIPP Firecrest carbon clincher race wheels starting at only \$175.

WHEEL RENTAL INCLUDES:

- 2021 ZIPP Firecrest® carbon clincher wheels.
- Continental GP 5000 clincher tires, tubes and skewers.
- Your rental fee off the sale price if you decide to buy.
- Free cassette and wheel swap at the events.

[BOOK NOW](#)

BIKE RENTAL INCLUDES: \$350

- Bike and standard wheels. NO pedals
- 2 water bottle holders
- Spares bag with 2 tubes and co2

[BOOK NOW](#)

Even better, if you do decide that you love the wheels so much that you can't live without them, we can't say that we'd blame you and we'll be happy to sell them to you at a discounted price. We'll also subtract one rental fee from the discounted price for a used set and 2 rental fees for a new set.

Race Day Wheels will be at the majority of the IRONMAN and IRONMAN 70.3 events, so if you're looking to hit a PR this year, lock in your carbon wheels now while they're still available.

RENTALS:

- ZIPP Wheel Rentals from \$175
- Bike Rentals: From \$350



— MORE THAN JUST MEDALS —
YOUR SOURCE FOR AWARDS, APPAREL & PROMOTIONAL PRODUCTS



The Official Medal Supplier of IRONMAN and the Rock 'n' Roll Running Series

www.AlwaysAdvancing.net | info@alwaysadvancing.net

Transport Your Bike

Since 2004, TriBike Transport has helped over 130,000 athletes by providing **HASSLE-FREE, ECONOMICAL, UNPARALLELED** bike transport. Whether using our Fully-Assembled, Pack & Ship or Valet Service, we take the hassle out of transporting your bike, so you can focus on your race.

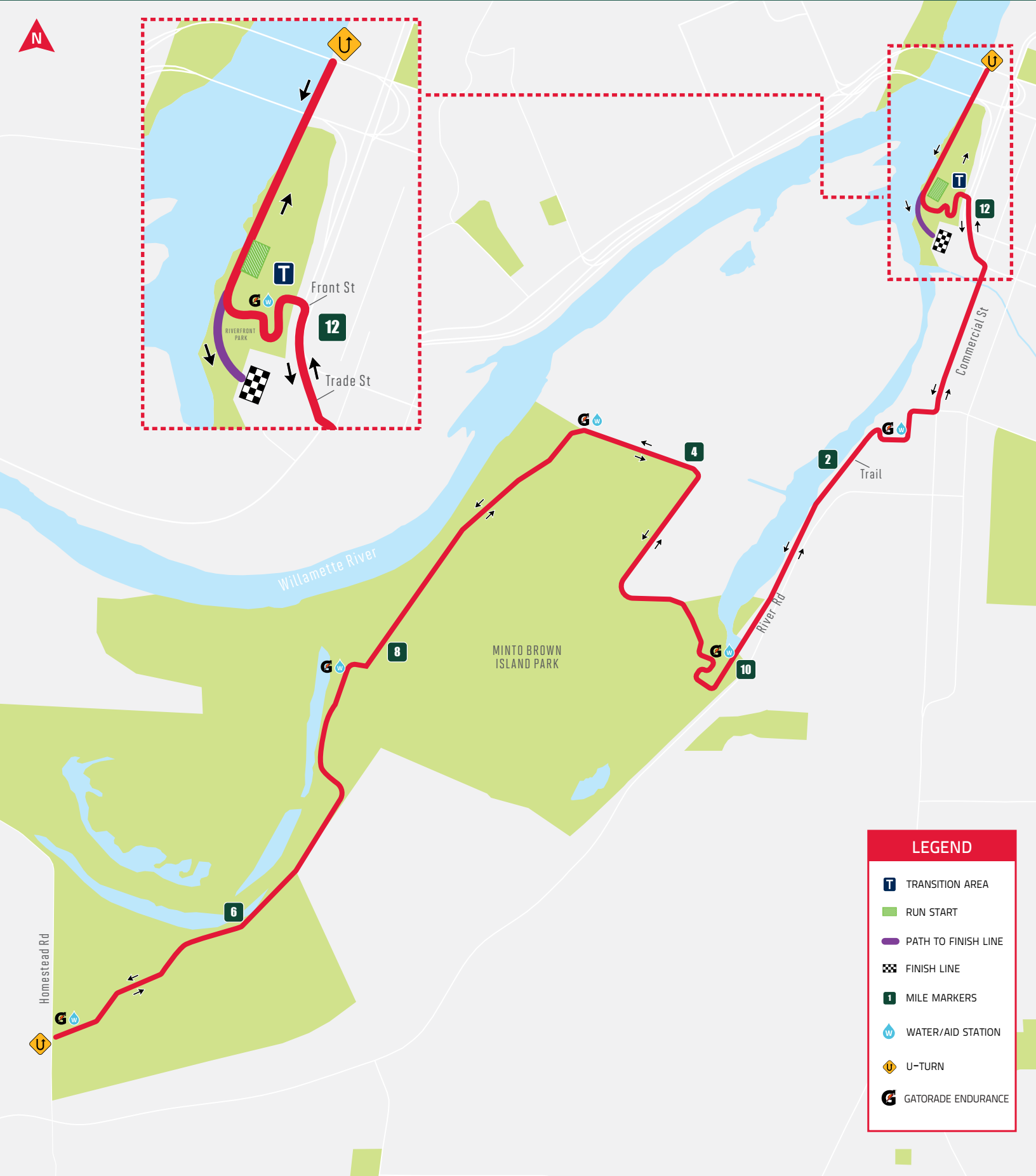
www.tribiketransport.com



TRIBIKE[®]
TRANSPORT

IRONMAN[®]
NORTH AMERICA SERIES

OFFICIAL BIKE TRANSPORT PARTNER



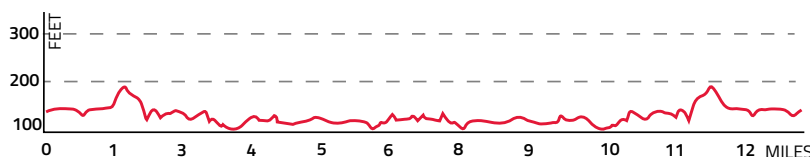
LEGEND

- TRANSITION AREA
- RUN START
- PATH TO FINISH LINE
- FINISH LINE
- MILE MARKERS
- WATER/AID STATION
- U-TURN
- GATORADE ENDURANCE

TURN BY TURN DIRECTIONS

- Exit transition and turn right onto the multi-use path
 - Turn around under the Marion St. Bridge
 - Continue past transition and the run start
- Left turn just past the playground into the parking lot
 - Right turn in the parking lot
- Follow the parking lot around to the exit at Front St. SE
 - Right turn onto Front St. SE
 - Right turn onto Commercial St SE
 - Right turn onto Mission St. S
 - Left turn onto Saginaw St. S
 - Right turn onto Kearney St. S
- Continue straight at Fir St. S to cross the railroad tracks
 - Right turn immediately past the railroad tracks
 - Left turn at the utility building onto the trail
 - Right turn onto path just before Minto Island Rd.
 - Right turn into parking lot
 - Follow parking lot to the rear
 - Right turn onto the path to exit parking lot
- Right turn at Minto Island Rd. to follow the Brown Squirrel Loop Trail
 - Left turn at mile 4.3 onto crushed rock path
 - Right turn at mile 5, keeping parking #3 lot to your left
 - Right turn onto the Green Deer Loop Trail
- Follow the Green Deer Loop Trail toward Homestead Rd. S
- Slight right turn off the Green Deer Loop Trail toward Homestead Rd. S
 - Turn around just before Homestead Rd. S
 - Slight left turn onto the Green Deer Loop Trail
 - Follow the Green Deer Loop Trail to parking lot #3
 - Keep parking lot #3 to your right
 - Turn left onto the crushed rock path at mile 7.9
 - Turn right onto the Brown Squirrel Loop Trail at mile 8.6
 - Follow the Brown Squirrel Loop Trail
 - Left turn at mile 9.8 toward the parking lot
 - Exit the parking lot and turn left onto the path
 - Left turn on the path at mile 10.1
 - Right turn at the utility building at mile 11.2
 - Left turn to cross the railroad tracks
 - Continue straight onto Kearney St. S
 - Left turn onto Saginaw St. S
 - Right turn onto Mission St. S
 - Left turn onto Commercial St. SE
 - Left turn onto Trade St. SE
 - Left turn into Riverfront Park parking lot at State St.
 - Continue through the parking lot
 - Left turn off the parking lot to keep the playground to your right
 - Continue on the path past the run start
 - Turn around under the Marion St. Bridge
 - Continue on the path past the run start
 - Veer right/straight to the finish line

Start Elevation: 146 ft ▪ Finishing Elevation: 154 ft ▪ Gain: 341ft





SMOOTH ON
DOWN THE ROAD

HOKA RUN COURSE

RUN COURSE RULES

1. Athletes may run, walk, or crawl.
2. Athletes must wear their IRONMAN 70.3 issued bib number in front of them clearly visible at all times on the course. Bib numbers identify the official athletes in the race.

Folding, cutting the bib number, intentional alteration of any kind, or failure to wear race number is STRICTLY PROHIBITED and may result in disqualification.

3. Headphones or headsets which are inserted to or covering the ears are not allowed during any portion of the event.
4. Cameras, phone cameras, and video cameras are prohibited unless permission is given by IRONMAN. If permission is given by IRONMAN, it is the athlete's responsibility to notify the Head Referee prior to race start. Athletes seen with a camera, phone camera, or video camera without permission will be disqualified.
5. NO INDIVIDUAL SUPPORT VEHICLES OR NON-ATHLETE ESCORT RUNNERS ARE ALLOWED.

This is an individual endurance event. Teamwork as a result of outside assistance, which provides an advantage over single competitors, is not allowed. Individual support vehicles or non-athlete escort runners will result in disqualification. A non-athlete escort runner includes athletes who have withdrawn from the race, have been disqualified or have finished the race. Supporters of any type may NOT bike, drive, or run alongside the athlete, may not pass food or other items to athlete and should stay completely clear of all athletes to avoid the disqualification of the athlete. It is incumbent upon each athlete to immediately reject any attempt to assist, follow, or escort. It IS permissible for an athlete who is still competing to run with other athletes who are still competing.

6. Athletes are expected to follow the directions and instructions of all race officials and public authorities.
7. The sole responsibility of knowing and following the prescribed running course rests with each athlete. No adjustments in times or results shall be made for athletes who fail to follow the proper course for any reason whatsoever.
8. RUNNING WITH A BARE TORSO IS PROHIBITED. ATHLETES MUST WEAR A SHIRT, JERSEY, OR SPORTTOP/SPORTS BRA AT ALL TIMES DURING THE RUN SEGMENT OF THE RACE. UNIFORMS WITH A FRONT ZIPPER MAY BE UNZIPPED TO ANY LENGTH, PROVIDED, THE ZIPPER IS CONNECTED AT THE BOTTOM OF THE UNIFORM AT ALL TIMES AND THE TOP OF THE UNIFORM COVERS THE SHOULDERS. THE UNIFORM SHOULD BE FULLY ZIPPED WHEN CROSSING THE FINISH LINE.
9. The run course will officially close 8 hours and 30 minutes after the last athlete enters the water.

RUN COURSE INTERMEDIATE CUT-OFF

There will be an intermediate cutoff on the run at mile 6.5 (HWY 63/Blue Star HWY-Enterprise Way) at 3:00 PM.

FINISH LINE POLICY

Friends and/or family members are not permitted to cross the finish line or enter the finish chute with participating athletes. This policy will allow each competitor adequate time to celebrate their accomplishment without interfering with other finishers and ensure the safety of all athletes, volunteers and fans. Athletes who choose not to respect the policy will receive an automatic disqualification (DSQ).

EVENT SANCTION

USA Triathlon (USAT) has sanctioned the 2021 IRONMAN 70.3 Oregon. Our rules are published with permission from USAT. Please visit [IRONMAN.COM](https://www.ironman.com) for a complete set of IRONMAN Competition Rules.

Under our sanctioning agreement with USA Triathlon, athletes should be aware of the serious consequences of violating USAT Competitive Rule 3.5 - Unregistered Athletes, which states:


- a. Any person who participates in any portion of a sanctioned event without first properly registering and paying any required registration fee shall be suspended or barred from membership in USAT and barred from participation in any sanctioned event for a period of up to one year.
- b. Any person who in any way assists another athlete to violate Section 3.5a by providing or selling a race number to that athlete shall be suspended or barred from membership in USA Triathlon and barred from participation in any sanctioned event for a period of up to one year.

Anyone who violates this rule may be banned for life from any IRONMAN event. Violating this rule puts insurance coverage for the event at risk.

ANY VERBAL ABUSE OF MARSHALS, RACE OFFICIALS, IRONMAN 70.3 STAFF OR VOLUNTEERS IS GROUNDS FOR IMMEDIATE DISQUALIFICATION.



RECOVERY IS YOUR EDGE



Get ready to race #IM703Oregon
with Normatec by Hyperice.



OVERALL RULES

For a complete set of rules pertaining to this event, please refer to the [IRONMAN COMPETITION RULES](#).

1. Any athlete holding current elite/ professional status from their National Triathlon Federation or a current IRONMAN Professional Membership (as verified by elite/ pro status of an athlete's National Triathlon Federation) is prohibited from racing as an AGE GROUP athlete within the same calendar year, in ANY sanctioned triathlon events anywhere in the world, where there is an elite/ pro wave., within the same calendar year. Disqualification and potential sanction from IRONMAN events, and forfeiture of any AGE GROUP World Championship qualifying slots may result for any athlete that has not adhered to this policy.
2. Athletes are expected to follow directions and instructions of all course marshals and public authorities.
3. Race officials shall have authority to disqualify any athlete.
4. Medical personnel shall have ULTIMATE and FINAL authority to remove a athlete from the race if the athlete is judged to be physically incapable of continuing the race without risk of serious injury or death. Medical transport of any athlete will result in disqualification.
5. Fraud, theft, abusive treatment of volunteers, staff or others and acts of poor sportsmanship are grounds for immediate disqualification and may result in the athlete being suspended from competing in any IRONMAN or IRONMAN 70.3 event in the future, depending on the severity of the rule violation.
6. As a condition of participation in each IRONMAN® and IRONMAN® 70.3® event, all registered athletes are required to acknowledge and abide by IRONMAN's Anti-Doping Rules. In accordance with the Anti-Doping Rules, all registered athletes are subject to in and out-of-competition testing and are encouraged to learn and understand all applicable rules and obligations prior to registering for events (including, without limitation, the World Anti-Doping Agency's anti-doping rules governing Prohibited Substances and Therapeutic Use Exemptions). When in doubt, athletes are encouraged to ask questions and to seek advice from qualified medical professionals.
7. If an athlete decides to withdraw from the race at any time, it is the responsibility of the athlete to report to the timing tent located at the finish line and turn in their bib number and timing chip immediately. It is essential that race officials know where athletes are on the course at all times. Failure to comply after withdrawing from the race may result in athlete being prevented from competing in any IRONMAN event in the future.
8. IRONMAN 70.3 reserves the right to make rule changes at any time provided all athletes are notified in writing and/or at the pre-race athlete briefings. Notification of any change will be in accordance with IRONMAN Competition Rules.
9. Prize money for any sanctioned event shall be offered equally between men and women in both amount and depth. Additionally, Professional triathletes may not win Age Group awards and Age Group athletes are not eligible for prize money.
10. For additional information regarding training sites, safety procedures and general information questions regarding the race, please go to the Information Tent.
11. **Athletes may not use communication devices of any type, including but not limited to cell phones, smart watches, Bluetooth enabled or "smart" helmets, and two-way radios, in any distracting manner during the Race. A "distracting manner" includes but is not limited to making and receiving phone calls, sending and receiving text messages, playing music, using social media, taking photographs, and mounting the device to a bike for purposes of using the device like a bike computer. Using a communication device in a distracting manner during the Race will result in disqualification.**
12. Cameras, phone cameras, and video cameras are prohibited unless permission is given by IRONMAN. If permission is given by IRONMAN, it is the athlete's responsibility to notify the Head Referee prior to race start. Athletes seen with a camera, phone camera, or video camera who were not given permission will be disqualified.
13. IRONMAN does not allow the transfer of an athlete's registration to another person - no exceptions will be made to this rule. Any attempt to transfer a registration to another person will result in disqualification and suspension from future participation in any IRONMAN or IRONMAN 70.3 event.
14. **Assistance provided by event personnel or Race Officials is allowed but is limited to drinks, nutrition, mechanical and medical assistance. Athletes competing in the same race may assist each other with incidental items such as nutrition and drinks after a water station and pumps, tubular tires, inner tubes and punctures repair kits. Athletes may not provide any item of equipment to an athlete competing in the same race which results in the donor athlete being unable to continue their own race. This includes but is not restricted to shoes, complete bicycle, frame, wheels and helmet. An athlete cannot physically assist the forward progress of another athlete on any part of the course. The penalty for this will be disqualification of both athletes.**
15. Athletes must cover the prescribed course in its entirety. Failure to do so will result in a disqualification. If an athlete must exit the course, he or she shall re-enter the course at the same point of departure before continuing.

YOUR FASTEST
BIKE PERFORMANCE.



Santini

WWW.SANTINICYCLING.COM

PC RULES

PHYSICALLY CHALLENGED OPEN DIVISION

2021 IRONMAN 70.3 OREGON IS WHEELCHAIR ACCESSIBLE ON THE RUN COURSE.

Participation in the PC Open Division is available to athletes with a medically verified Visual Impairment (as such term is defined below) or a medically verified physical or neurological impairment that substantially limits one or more major life activities. Athletes with other miscellaneous medical conditions such as, but not limited to, intolerance to temperature extremes, organ transplants, joint replacements (endoprosthetics), kidney dialysis, hearing impairments, and/or cognitive impairment are not eligible to participate in the PC Open Division;

1. The term "Visual Impairment" means either:

- (a) a visual acuity of 20/200 (6/60 meters) or less in the better-seeing eye with best conventional correction (meaning with regular glasses or contact lenses)
- (b) a visual field (the total area an individual can see without moving the eyes from side to side) of 20 degrees or less (also called tunnel vision) in the better-seeing eye

2. Visually impaired athletes must:

- (a) use only one (1) Guide (Guide can be of either gender).
- (b) be tethered during the swim segment of the race
- (c) ride a tandem bicycle during the bike segment of the race
- (d) during the run segment of the race, use either an elbow lead or a tether lead

FOR MORE INFORMATION REGARDING THE PC OPEN DIVISION, PLEASE VISIT [WWW.IRONMAN.COM/PHYSICALLY CHALLENGED](http://WWW.IRONMAN.COM/PHYSICALLY_CHALLENGED) OR E-MAIL PHYSICALLYCHALLENGED@IRONMAN.COM.

HANDCYCLE DIVISION

2021 IRONMAN 70.3 OREGON IS HANDCYCLE APPROVED.

Handcycle (HC) is a competitive division open to athletes who are paraplegic, quadriplegic or double above-the-knee amputees, and race using a hand cranked cycle on the bike, and a racing chair for the run. Handcycle athletes must use a recumbent handcycle on the bike course and a racing wheelchair on the run course. Conduct and standards for handlers of HC athletes is governed by the International Triathlon Union Rules.

The HC Division is a competitive division. Race awards with respect to the HC Division will not be based upon age-groups within the HC Division but will be given to the top female and male finishers of the HC Division.

FOR MORE INFORMATION REGARDING HANDCYCLE DIVISION, PLEASE VISIT WWW.IRONMAN.COM/HANDCYCLE OR E-MAIL HANCYCLE@IRONMAN.COM.



- CUSTOM AWARDS
- ENGRAVING
- PRODUCT MARKING

"YOUR VISION. BROUGHT TO LIFE."

•DESIGNED AND PRODUCED IN BOULDER, CO.

303-747-3869 • www.glassmith2.com • info@glassmith2.com



OFFICIAL MEDICAL SUPPLIER

MADE TO MUSCLE THROUGH

GET OPTIMAL SUPPORT WITH OUR RUGGED LINE OF
KINESIOLOGY TAPES, SPORTS TAPES & MORE.



FAR INFRARED
TECHNOLOGY



STAYS ON
IN WATER



PAIN
MANAGEMENT




SUPPORT
THAT WORKS
available at





SPORTS TAPE | KINESIOLOGY TAPE


VIOLATIONS

Jimmy Riccitello
IRONMAN HEAD REFEREE

	DRAFTING VIOLATION
	BLUE CARD
	five minute time penalty served in a penalty tent on the bike course

	LITTERING VIOLATION
	BLUE CARD
	five minute time penalty served in a penalty tent on the bike course

	BLOCKING VIOLATION
	YELLOW CARD
	thirty second time penalty served at the next penalty tent

	DISQUALIFICATION (DSQ)
	RED CARD

THREE BLUE CARD VIOLATIONS WILL RESULT IN RACE DISQUALIFICATION.

IRONMAN will operate under the “three strikes and you’re out” principle with respect to BLUE CARD violations. DRAFTING AND LITTERING are the only two violations that will result in a BLUE CARD violation and an athlete will incur a 5-minute time penalty (to be served in the closest penalty tent, located along the bike course). YELLOW CARD violations (**thirty second time penalty**) also require an athlete to stop at the closest penalty tent location along the bike course. Any penalties incurred on the run course are to be served at the point of infraction. While YELLOW CARD violations will not count against your three strikes, IRONMAN Competition Rules still allow an athlete to be disqualified for repeated rule violations should an athlete receive excessive yellow card violations.

So that you understand the rules on race day, please take the time to read and understand the rules in the Athlete Guide and the 2021 IRONMAN Competition Rules.

The POSITION violations are summarized:

Always ride on the right side of your lane to avoid an ILLEGAL POSITION or BLOCKING call.


Keep six bike lengths of clear space between your bike’s front wheel and the rear wheel of the cyclist in front of you to avoid a DRAFTING call.


Always pass on the left of the cyclist in front of you; Never on the right to avoid an ILLEGAL PASS call. Complete your pass within 25 seconds to avoid a DRAFTING call.


Passed athletes must be seen making immediate and constant rear progress out of the drafting zone to avoid a DRAFTING call.


Do not use any device that will distract you from paying full attention to your surroundings. Using a device in a distracting manner will result in disqualification.


Triathlon is an individual event, and it is your responsibility to fully understand the rules and avoid penalties. The referee’s ruling is final in the case of POSITION violations, and there are no protests or appeals. Other common violations include:


-  **HELMET CHINSTRAP**
Your chinstrap must be securely fastened whenever you are on your bike on race day.

-  **RACE NUMBER**
You must wear your bib number during the run portion of the race. In addition, your bike frame sticker must be properly attached to your bike frame and must be visible from both sides.

-  **LITTERING**
Do not throw ANYTHING outside of official aid stations. Littering will result in a BLUE CARD violation, which is a five minute time penalty.

-  **UNAUTHORIZED EQUIPMENT**
Sorry, absolutely NO communication devices, MP3 players or other audio devices (Yes, that means NO cell phones) may be used during competition.

-  **OUTSIDE ASSISTANCE**
Non-racers may NOT ride or run alongside you.

-  **TIME PENALTIES**
Remember that even though DRAFTING and LITTERING are the only violations that incur a five minute time penalty, you must go to a penalty tent for any violation to have your number marked. There will be no penalty tents on the run. If you are penalized on the run, the official will mark your number on the spot.

Please treat other athletes, all volunteers, and your referees with courtesy and consideration. Not doing so is UNSPORTSMANLIKE CONDUCT and may result in disqualification. I sincerely hope you have a great race and achieve all your goals.

BREW WITHOUT COMPROMISE™



AWARD-WINNING • GREAT TASTE • VEGAN-FRIENDLY



@ATHLETICBREWING | ATHLETICBREWING.COM

MEDICAL POLICY

The athlete excess medical coverage protects each athlete for the day of the event at USAT-sanctioned races, camps and clinics. When athletes purchase a USAT annual license or one-day permit, a portion of those fees cover the cost to provide them with excess medical insurance. This coverage only extends to their participation in a USA Triathlon sanctioned event and is only available after the injured party has filed with any primary insurance policies. A deductible does apply for this excess coverage.

If an athlete is injured while participating in a USA Triathlon sanctioned event the following steps must be followed:

- Athletes must file with their primary healthcare provider (i.e. UnitedHealthcare, Blue Cross Blue Shield, Aetna, traveler's insurance, etc.).
- Athlete completes a medical claim form.
- For serious incidents or for athletes requesting coverage, the Race Director can provide them with a medical claim form. The medical claim form, along with all explanation of benefit documents, should be sent directly from the athlete to the insurance company as indicated on the claim form.

For a copy of the claim form, please e-mail EVENTSERVICES@USATRIATHLON.ORG

- Athletes will pay a deductible. All claimants will pay anywhere from \$250 USD (two-hundred and fifty U.S. dollars) to \$1,000 USD (one thousand U.S. dollars) out of pocket and possibly more for uncovered expenses.

Be advised that coverage may not apply to each and every claim. Additionally, coverage only extends to Athletes that have purchased a USA Triathlon annual license or one-day permit and were injured through participation in a USA Triathlon sanctioned event. Please e-mail questions to EVENTSERVICES@USATRIATHLON.COM

All medical expenses incurred are the sole responsibility of the athlete and not IRONMAN. USAT provides secondary coverage in qualified circumstances. Failure to meet financial responsibility to local medical facilities will result in suspension of future participation at IRONMAN events until accounts are settled.

Particular dangers include dehydration, hyponatremia, sunburn, exhaustion and injuries sustained from accidents. Please ask for medical help if you have the slightest hint you may need it. You will not be penalized for receiving a medical evaluation. You will be withdrawn from the race only if you require transportation, IV fluids or if medical personnel feel your continued participation could result in serious harm or death.

During events of extreme endurance, the body's pain threshold is raised, and you may be in more trouble than you realize. The medical personnel will do all they can to keep you in the race and assure a safe finish. Also, please be attentive when taking water and sponges from volunteers when you're on your bike to avoid the possibility of accident or injury to yourself or another.

Please trim your fingernails and toenails prior to the start of the race to avoid injury to other athletes. Be especially careful to rinse your goggles of any excess defogger solutions to avoid eye irritation.

If you spend three months prior to the event in a different climate, we suggest you consider an acclimation period before the race. The chance of dehydration and electrolyte imbalance can be reduced significantly by a proper period of acclimation.

Stay with your familiar and proven routine regarding training, nutrition and equipment, especially just prior to the race. This also applies to pre-race dietary intake and medications. It is recommended you avoid an extreme elimination diet. Adequate salt intake during training and during the event is especially important.

If you are taking any medications, or have any medical problem that may influence your performance or your treatment in the event of an injury, advise us of all necessary details well in advance of race day.

At Athlete Check-In, you are required to notify the medical team, in writing, if there is any change in your medical status/condition after your application has been processed. Failure to do so will result in suspension of participation in future IRONMAN events.

You are solely responsible for avoiding medications that appear on the list of banned substances as determined from WADA.

Feedback from previous IRONMAN and IRONMAN 70.3 athletes indicates we can never over emphasize the importance of hydrating prior to and during the event. IRONMAN's Chief Physician recommends you begin hydrating heavily several days before the race and drink enough water so your urine is clear, colorless and copious by race day.

PLEASE NOTE

Full disclosure of medical condition(s), general health and surgical procedures within the previous 12 months is required. Medical consultation/clearance may be necessary from an attending physician prior to participating in the event.

In all cases, the final decision of medical consideration is at the discretion of the IRONMAN Medical Director.



ALL WORLD ATHLETE

The IRONMAN All World Athlete program is our way of rewarding age-group athletes for their hard work, dedication, and performance across IRONMAN and IRONMAN 70.3 racing. As long as one IRONMAN or IRONMAN 70.3, is completed you can also receive points for IRONMAN 5i50 events.

The program uses IRONMAN's Age Group Rankings system to determine which athletes have finished within the top 10 percent or better of their age group each calendar year. Within this system, athletes generate points based on their finish time behind the first official finisher in their age group. Athletes accumulate points at every race they complete, but on December 31st, only their top three performances will count toward their All World Athlete status. This makes it easy for athletes to improve their ranking simply by racing more with IRONMAN.

An athlete can achieve All World Athlete status in one or all of the following categories: IRONMAN, IRONMAN 70.3 and OVERALL (IRONMAN, IRONMAN 70.3, IRONMAN 5i50). There are three levels associated with the All World Athlete program:

- GOLD (top one percent)
- SILVER (top five percent)
- BRONZE (top ten percent)

All World Athletes receive a variety of benefits from IRONMAN, AWA benefits site.

For questions regarding the program or help selecting races to help you gain or maintain All World Athlete status, please email us at AWA@IRONMAN.COM.



FOND MEMORIES GRAPHICS, INC.

IRONMAN® & IRONMAN 70.3®



BIB FRAME

Beautifully display your finisher's medal in a customized commemorative **BIB FRAME** and document forever your participation in this very special event!

Includes

- EVENT LOGO PLATE, ENGRAVED PLATE WITH NAME & SPLIT TIMES
- ADDITIONAL FINISHER'S MEDAL • 5" X 7" MAT OPENING (COURSE MAP INCLUDED)
- 2" DISC OF TRIATHLON SYMBOL • LAMINATED REPLICA OF YOUR BIB #

This Bib Frame would normally cost \$175, but is currently available for

\$149
Only +S/H



3 OPENING BIB FRAME

Beautifully display your finisher's medal in a customized commemorative **THREE OPENING BIB FRAME** and document forever your participation in this very special event!

Includes

- EVENT LOGO PLATE, ENGRAVED PLATE WITH NAME & SPLIT TIMES
- ADDITIONAL FINISHER'S MEDAL • 3 5" X 7" MAT OPENINGS (COURSE MAPS INCLUDED)
- 2" DISC OF TRIATHLON SYMBOL • LAMINATED REPLICA OF YOUR BIB #

This Bib Frame would normally cost \$205, but is currently available for

\$179
Only +S/H

Fond Memories Graphics, Inc.
P.O. Box 149, Pomona, New York 10970
Tel: (845) 354-5027 • Fax: (845) 354-4875
E-mail: FMG5027@aol.com

IF ORDERING ONLINE OR BY PHONE, USE THIS COUPON CODE TO RECEIVE THESE DISCOUNTED PRICES!

COUPON CODE:
EXPO

ActivICE™

IRONMAN®

U.S. SERIES

OFFICIAL TOPICAL PAIN RELIEF PARTNER



FAST-ACTING
MENTHOL

SKIN-SOOTHING
MOISTURIZER

LONG-LASTING
RELIEF

NEW



COOLING SPRAY | TOPICAL GEL | ROLL-ON GEL

GET RELIEF
available at **amazon**



© 2021 CURAD and Medline are registered trademarks of Medline Industries, Inc. Manufactured for Medline Industries, Inc. Three Lakes Drive Northfield, IL 60093 USA

ENJOY YOUR RIDE
RIDE FAST

*selle***italia**



jornymole.com

WATT
KIT CARBONIO SUPERFLOW

**Comfort, efficiency
and aerodynamic seat**



- Longer rails: **+10 mm** compared to a standard rail
- New lateral shape, less friction and better performance
- Wider & Superflow nose with Rack Rubber insert

Customer Service: +39 0423 541313 - welcome@selleitalia.com

selleitalia.com

RACE FOR MORE™



\$50 Million

Charitable giveback across all programs since inception in 2003



9,500

Organizations supported to date



\$500,000

IRONAID COVID-19 Support Funding to date



45,000

Upcycled race shirt non-sterile face masks distributed



\$1 Million

Pledge to Island of Hawai'i for Hunger Relief



\$575,000

Humanitarian Relief in 2019



1,200

Bikes for local kids since 2018



COUNTLESS

Lives impacted

We are **IRONMAN Foundation Athletes** and we swim, bike, and run to create positive, tangible change in race communities through grant funding and volunteerism. **JOIN US.**

IRONMAN
FOUNDATION



NEVER RACE ALONE



IRONMAN U

Find a coach at
u.ironman.com/find-a-coach

IRONMAN
TRICLUB PROGRAM

Find a club at
www.ironman.com/find-a-club

FAQS

1. WHEN WILL THE BIB LIST BE POSTED?

All athlete bib numbers will be assigned on site at this year's event. There will not be a bib list available ahead of time.

2. HOW DO I GET MY ACTIVE QR CODE FOR ATHLETE CHECK-IN?

Log in to [HTTPS://MYEVENTS.ACTIVE.COM/WTC](https://myevents.active.com/wtc), go to your event and select the "Registration & QR Code" button. Please print out or screenshot this on your mobile device for easy reference later.

3. WHAT AGE GROUP WILL I RACE IN?

The Age Group breakdown is as follows:

18-24
25-29
30-34
35-39
40-44
45-49
50-54
55-59
60-64
65-69
70-74
75-79
80+

You will race in the Age Group corresponding with your USAT age, which is your age at the end of the year on December 31, 2021.

4. HOW DO I UPDATE MY TRICLUB AFFILIATION?

Login to your IRONMAN profile at IRONMAN.com. Once logged in, click on Club Membership and click Add Club to update your affiliation. Any updates must be made 45 days prior to race day for racking purposes, to count towards Podium Awards and for your club's name to be indicated on your bib. Affiliations cannot be updated on-site. If you have any questions, please email triclub@ironman.com.

5. HOW DOES MEDICAL SUPPORT WORK ON COURSE?

If you need minor medical assistance, a SAG vehicle will pick you up and take you to the medical tent, where you shall receive treatment. Alternatively, depending upon medical emergency, ambulances will take you to the nearest hospital to receive treatment. If you have a technical problem or have bonked, the SAG vehicle will take you to the next aid station. There will be radios to contact ambulances and medical assistance. If you have a problem, please go to an aid station for further assistance.

6. WHAT SHOULD I DO IF THERE IS A PROBLEM WITH MY RACE TIMING?

If there is an issue with timing, please contact TIMING@IRONMAN.COM. If you have a question regarding your Age Group Ranking, please contact AWA@IRONMAN.COM. It will take up to 30 days for your points to be added to your profile.



Did you know? Our cuts of beef have a similar nutrient, fat, and calorie profile to that of a chicken breast. This makes it the leaner and healthier beef option.

FLAT IRON STEAK

per 4 ounce portion
120 calories
2g total fat
1g saturated fat
23g protein

TENDERLOIN ROAST

per 4 ounce portion
150 calories
4.5g total fat
2g saturated fat
26g protein

SIRLOIN FILET

per 4 ounce portion
130 calories
3g total fat
1.5g saturated fat
25g protein

FILET MIGNON

per 4 ounce portion
150 calories
4.5g total fat
2g saturated fat
26g protein

25% OFF ALL BEEF
USE CODE:

IRONBEEF

AT PIEDMONTESE.COM

Valid through November 21st, 2021. Discount code valid only at Piedmontese.com. Cannot be combined with other discounts. Piedmontese beef items only.

(800) 414-3487 | PIEDMONTESE.COM



WE LOVE WHAT YOU LOVE.

#WeAreACTIVE

Support, technology, and services
at every step of the way. From people
who love the sport as much as you do.

888.906.7622 | ACTIVEendurance.com
info@ACTIVEendurance.com

ACTIVE
network.

ENDURANCE

ATHLETE CHECK LIST

HAVE YOU REMEMBERED TO:

Book flights and accommodation to arrive in time for Athlete Check-In?

PRE-RACE:

- Face Covering
- Directions to Hotel
- Directions to Athlete Check-In
- Directions to Race Start
- Directions to Race Finish
- Photo I.D.
- Valid USAT Card - if member (*if you paid for a one-day license online, no need to bring a card*)
- Sign Up for Athlete Check-In Times
- Bike Services/Tune up
- Attend Athlete Check-In
- Attend Athlete Briefing
- Study the race courses and plan your nutrition

RACE DAY – SWIM:

- Face Covering
- Timing Chip and Strap
- Swimsuit/Wetsuit (if applicable)
- Goggles (consider a spare pair as well)
- Race Day Swim Cap (provided at Check-In)
- Ear Plugs/Nose Plug (optional)
- Throw away long sleeved shirt and shoes to wear and discard before the race or place in your provided Morning Clothes Bag

RACE DAY – BIKE:

- Face Covering
- Bike Pump
- Extra Nutrition
- Extra Water Bottles
- Aero Water Bottle Straw
- Bike Repair Kit
 - Bar-end plugs
 - CO2 Cartridge(s)
 - Spare Tire
 - Spare Tube
 - Tire levers
 - Valve Stem Extenders
 - Patch Kit
 - Wrench Set/Tools
- Vaseline
- Sunscreen
- Helmet
- Sunglasses
- Bike Shoes
- Socks
- GPS Watch or Bike Computer

RACE DAY – RUN:

- Face Covering
- Fuel Belt
- Race Belt or Safety Pins
- Bib Number
- Hat/Visor
- Reflective tape (if applicable)
- Running Shoes
- Socks
- Sunglasses
- Water Bottle

MISCELLANEOUS:

- Face Covering
- Body Glide
- Antibacterial Gel
- Contacts or Rx Glasses
- Heart Rate Monitor & Chest Strap
- Towel
- Hair Ties
- Lip Balm
- Post-Race Clothing
- Extra Swimsuit and Cap for practice swim (if applicable)
- Extra Tri Kit for practice
- Have a Great Race!

KASK

IRONMAN
GLOBAL SERIES

2021 OFFICIAL HELMET SUPPLIER

LUTOPIA



kask.com

A STEP AHEAD OF YOUR TRAINING PLAN?



Explore more here.

RED BULL GIVES YOU WIIINGS. 