

IRONMAN
70.3 MICHIGAN 

2023 ATHLETE GUIDE

SEPTEMBER 17, 2023

ACTIVE

ATHLETIC
BREWING CO.

BREITLING
FOOD

CURAD
PERFORMANCE SERIES

FULGAZ

G ENDURANCE

HOKA
FLY FIRMAMENT

HYPERICE

MAURTEN

NIRVANA

QATAR
AIRWAYS

RÖKA

Santini

VINFAST

wahoo

TABLE OF CONTENTS



**WELCOME
MESSAGES**



**EVENT
SCHEDULE**



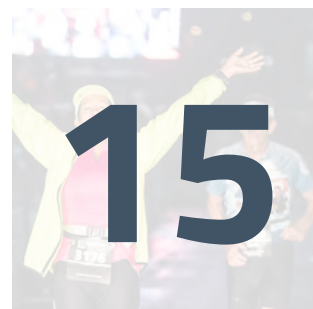
**ATHLETE
CHECK-IN**



PRE-RACE INFO



RACE DAY INFO



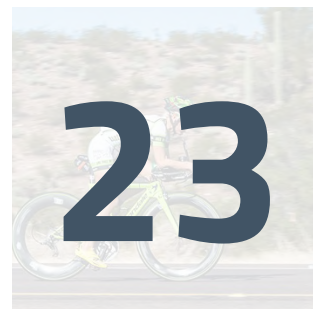
POST-RACE INFO



**QUALIFYING FOR THE
WORLD CHAMPIONSHIP**



**RŌKA
SWIM COURSE**




**FULGAZ
BIKE COURSE**



**PLAYTRI
SWIM BIKE RUN
BIKE STORE & TECH**



**HOKA
FLY HUMAN FLY
RUN COURSE**



**RULES &
MEDICAL POLICY**

WELCOME

RACE DIRECTOR

Welcome to the 2023 IRONMAN 70.3 Michigan! We are so excited to have you join us at what will most certainly be a memorable event. IRONMAN, Traverse City Tourism, the City of Frankfort, and many other local and state agencies have worked diligently to help make this event go as smoothly as possible.

On race day you'll swim 1.2 miles in Betsie Bay, ride 56 miles along M-22 and the Sleeping Bear Dunes National Lakeshore, and finish your day with a 13.1-mile run around Betsie Bay, which culminates with a finish in Downtown Frankfort on Main Street.

Make sure to take some time to enjoy all that Frankfort and the region has to offer, including world-class vineyards and culinary experiences, and natural beauty that the entire family can enjoy.

Also, be sure to thank as many volunteers as you can. They'll be there to help you through just about every step of your journey here in Michigan.

We're excited you're here, and I can't wait to see you at the finish line.

Sincerely,
Joel Gaff, Jr.

Race Director - IRONMAN 70.3 Michigan



2023 EVENT SCHEDULE

Schedule is tentative and subject to change. Last updated July 17, 2023.



FRIDAY, SEPTEMBER 15, 2023

START	END	EVENT	LOCATION
2 PM	7 PM	Athlete Check-In	Open Space Park
2 PM	7 PM	IRONMAN Village <ul style="list-style-type: none">▪ Bike Store & Tech Service▪ Information Tent/Lost & Found	Open Space Park
2 PM	7 PM	Official IRONMAN Store	Open Space Park
3 PM		Athlete Briefing	Open Space Park
5 PM		Athlete Briefing	Open Space Park

SATURDAY, SEPTEMBER 16, 2023

START	END	EVENT	LOCATION
9 AM	4 PM	Athlete Check-In	Open Space Park
9 AM	4 PM	IRONMAN Village <ul style="list-style-type: none">▪ Bike Store & Tech Service▪ Information Tent/Lost & Found	Open Space Park
9 AM	4 PM	Official IRONMAN Store	Open Space Park
10 AM	5 PM	Mandatory Bike Check-In & Timing Chip Pick-Up	Open Space Park
10 AM		Athlete Briefing	Open Space Park
12 PM		Athlete Briefing	Open Space Park
2 PM		Athlete Briefing	Open Space Park

SUNDAY, SEPTEMBER 17, 2023 – RACE DAY!

START	END	EVENT	LOCATION
6 AM	7:45 AM	Transition Open	Open Space Park
7:50 AM		Pro Men Swim Start	Open Space Park
8 AM		Pro Women Swim Start	Open Space Park
8:10 AM		Age Group Rolling Swim Start	Open Space Park
8 AM	4 PM	IRONMAN Village	Open Space Park
8 AM	4 PM	Official IRONMAN Store	Open Space Park
9 AM	6 PM	Information Tent/Lost & Found	Open Space Park
11:30 AM	6 PM	Post-Race Athlete Food	Main St & 3rd St
2:30 PM	6 PM	Mandatory Bike & Gear Check-Out	Open Space Park
5:30 PM		Awards Ceremony & 2024 VinFast IRONMAN 70.3 World Championship Slot Allocation/Rolldown Ceremony	Open Space Park
		<i>Slot Allocation/Rolldown Ceremony begins immediately following Awards. Be early, as you must be present to claim your slot.</i>	
6:30 PM		Volunteer Banquet	Open Space Park

Open Space Park:
800 Main Street
Frankfort, MI 49635

ATHLETE CHECK-IN

WHEN

- Friday, September 15 from 2 PM to 7 PM
- Saturday, September 16 from 9 AM to 4 PM

Athlete Check-In will not be open on race day. If you do not check in during the designated Athlete Check-In hours, you will not be permitted to race. ALL RACE PACKETS MUST BE PICKED UP BY 4 PM ON SATURDAY. Please note that AWA Priority Check-In ends at 12 PM on Saturday.

WHERE

Open Space Park
800 Main Street
Frankfort, MI 49635

WHAT TO BRING

- Photo ID or Passport
- Active.com QR Registration Code

ATHLETE CHECK-IN STEPS

1. Please bring the Active.com registration QR code either on your phone or printed.
2. Show Photo ID and Active.com QR Code to volunteers to receive Bib Number.
3. Sign waivers on iPad.
4. Pick up Athlete Race Packet.
5. Pick up Athlete Giveaway Items.

PLEASE NOTE: You will pick up your timing chip at Bike Check-In on Saturday.

EMERGENCY CONTACT

Athletes are required to check in at the venue during the dates and times listed above and on the Event Schedule. Athlete Check-In will not be available outside the posted times.

To inform IRONMAN of any emergency during race week, athletes must call the EMERGENCY PHONE NUMBER listed below.

813-422-8625

MICHIGAN70.3@IRONMAN.COM

Emergency phone hours are as follows:

Friday, September 15	2 PM to 8 PM
Saturday, September 16	9 AM to 7 PM
Sunday, September 17	6 AM to 7 PM

RELAY TEAMS

Relay team members must be together at Athlete Check-In, at the same time. No relay team will be permitted to check in if all members are not present. Each athlete that participates in a Relay will receive a shirt at Athlete Check-In.

YOUR RACE PACKET WILL INCLUDE:

- Race Bib - to be worn on the run.
- Bike/Helmet Stickers
- Swim Cap
- Bike Check-Out Ticket
- Athlete Wristband - must be attached at time of check-in and worn until after the race is complete. All previous wristbands must be removed.

ATHLETE WRISTBAND

A wristband printed with your race number will be affixed to your wrist at Athlete Check-In. This band will identify you as an official athlete and must be worn during race week. The wristband is required for medical identification purposes and allows you access to both transition area and post-race athlete recovery areas. Any wristbands from previous events must be removed.

BIKE STICKERS

You will receive the following stickers in your athlete packet:

- Bike Frame Sticker
- Helmet Sticker
- Bike Stem Sticker
- 5 Extra Gear Bag Stickers (to label belongings, if applicable)

Make sure the frame sticker is visible on both sides of your bike. The bike frame sticker cannot be altered in any fashion and the race logo MUST be visible. The helmet sticker will be affixed to the front of your helmet, and the bike stem sticker will be placed in between handlebars.

Athletes will not be permitted to have any other stickers on their bikes other than the bike frame sticker issued at Athlete Check-In. Any previous event stickers on the bike must be removed. We recommend you label your gear bags with a permanent marker in addition to using the gear bag stickers.





A sophisticated 3 row eSUV
with a sustainable soul

PRE-RACE INFO

PHYSICAL ADDRESSES

IRONMAN VILLAGE, TRANSITION & SWIM START
Open Space Park
800 Main Street
Frankfort, MI 49635

IRONMAN VILLAGE INFORMATION

The IRONMAN Village is the center of the event weekend, serving as the location for Athlete Check-In, Athlete Briefings, and the IRONMAN Merchandise Store. The village is free and open to the public, offering a great opportunity for athletes to pick up final race day essentials. [CLICK HERE](#) to check out the IRONMAN Village section of the event website to see which IRONMAN Partners and Vendors will be attending.

PRE-RACE SWIM ADVISEMENT

There will be no practice swim prior to race day. Athletes wishing to swim prior to the event will be able to swim at Frankfort public beach at the west end of Main Street. IRONMAN wishes to caution all participants that it does not provide lifeguard services prior to the event, and that all participants who swim prior to race day will do so at their own risk.

MANDATORY BIKE CHECK-IN

Mandatory Bike Check-In will be on Saturday, September 16 from 10 AM to 5 PM in transition. **You will pick up your timing chip in the Bike Check-In area.**

All bicycles must be checked in on Saturday and left overnight. Bicycles will not be permitted to enter the transition area on race morning. While bikes are stored in transition, athletes will be allowed to cover their seats and handlebars only from inclement weather. Full bike covers ARE NOT ALLOWED as it presents a safety hazard to volunteers and other competitors. Full bike covers will be removed from any bikes left in transition once Bike Check-In is over. You will have access to your bicycle beginning at 5 AM on race morning, but you will not be allowed to remove your bike from the transition area until the start of the bike portion of the race.

MANDATORY ATHLETE BRIEFING

Mandatory Athlete Briefings will be held during IRONMAN Village hours in the days prior to the event (check the Event Schedule for times) and are hosted for the benefit of all athletes. The briefings will cover important information pertaining to any peculiarities of the course, rules and cut-off times for the disciplines, and most importantly, any last minute changes or procedures to the event that have occurred or may potentially occur due to weather related forecasts.

PERSONAL SAFETY

While we make reasonable efforts to inspect the swim entry and exit points for underwater hazards, the inspection does not take place until just before the swim discipline starts. Participants are further admonished to exercise caution and to be mindful of underwater hazards. Keep in mind that this is a natural body of water and is subject to hidden hazards including, but not limited to: currents, underwater obstructions, tides, rip currents and indigenous marine life.

When training, please bike and run on the shoulder without moving into the traffic lane. Please be courteous and aware that the people sharing the roads with you are people you will count on during race day to fulfill your physical and emotional needs.

As you are one of Frankfort's invited guests, please respect and obey the traffic laws during your training practices. Violators will be cited. You are required to carry proper identification at all times. If you are stopped, you must present your identification to the inquiring officer. Failure to do so may result in race disqualification. Your cooperation is appreciated.



Fly to IRONMAN® events worldwide with Qatar Airways

As Official Airline Partner of the Global IRONMAN® Series and IRONMAN® 70.3® Series, until 2025, Qatar Airways is proud to connect athletes, officials and fans worldwide. Athletes travelling to and from events will benefit from additional offers, including promotional fares and special offers.



Save up to **10%**
as a registered athlete



Earn **2,000**
Avios in Economy Class and
4,000 bonus Avios in
Business or First Class



Enjoy enhanced flexibility
with one complimentary
date change



Carry your race bike as
checked baggage at no
additional cost*

qatarairways.com/IRONMAN

*Only for athletes.

QATAR
AIRWAYS

IRONMAN
GLOBAL SERIES

2023 OFFICIAL AIRLINE PARTNER



Take your racing experience to the next level with Enhanced Athlete Event Experiences powered by NIRVANA

Curated to meet the needs of IRONMAN athletes, enjoy a range of enhanced services such as priority check-in, dedicated bike maintenance, bike and bag return to your hotel post-race and much more.

- Dedicated line for bib package collection
- Low bib number
- Priority bike racking
- Early Access to IRONMAN store before public opening
- Dedicated morning bag drop off
- 24/7 access to a NIRVANA Athlete Manager on site
- Medal engraving
- Bike service from NIRVANA throughout Event Week (excluding parts)
- Priority Lane bike drop
- Race site familiarisation tour and Q&A with IRONMAN ambassador
- Access to dedicated NIRVANA bike mechanics in transition pre-race
- Pre-event access to dedicated Nirvana Athlete Service Manager
- Pre-event Group Video Call with Race Director
- Fast Track to Swim Start
- Convenient Drop of Street Gear at Swim Start
- Hosted bike and bag drop off
- Access to Athlete VIP Shuttle (NIRVANA transport from hotel to event site)
- Delivery of bike and bags from transition to hotel

CONTACT US

To hear more about how Nirvana can enhance your IRONMAN experience and best prepare you for your race, email the team:

contactus@nirvanasportstravel.com

nirvanasportstravel.com



RACE DAY INFO

RACE MORNING PROCEDURE

Transition opens at 6 AM on race morning. Remember to bring your timing chip, wetsuit, and swim cap. Please do not wear your bib number in the swim. Leave it with your run gear and put it on before you head out on the course. The number will not hold up for the duration of the race if it gets wet. Transition closes at 7:45 AM.

BODY MARKING

Athletes will not need to be body marked for the race. To ensure they are able to be properly identified, athletes must wear their marked swim cap on the swim, their stickered helmet on the bike and their race bib on the run. Athlete wristbands must also be worn from Athlete Check-In until the end of the event weekend.

AID STATIONS

Aid stations are approximately every 15 miles on the bike and approximately a mile apart on the run. The general offerings are as follows:

BIKE

Water
Gatorade Endurance Formula
Red Bull
Maurten Gel 100
Maurten Gel 100 CAF 100
Bars
Fruit - Bananas

RUN

Water
Gatorade Endurance Formula
Red Bull
Cola
Maurten Gel 100
Maurten Gel 100 CAF 100
Bars
Chips
Pretzels
Fruit - Bananas & Oranges

TIMING CHIP

Your timing chip will not be in your packet. You must stop at the timing table in the Bike Check-In area to pick up your chip. At the timing table, you will verify that your name matches your number.

Your chip must be worn on your left ankle at all times during the race. If you do not start the race, you are responsible for returning the chip to an IRONMAN staff member or timing team member. It is essential that we know where you are on the course at all times for your safety. If you are transported to any medical station, the medical staff will take responsibility for your chip. If you lose your timing chip during the event, you are responsible for obtaining a replacement from a volunteer at one of the following locations: swim start, swim exit, bike exit or run exit. If you lose your chip while on the run course, please notify a timing official immediately after crossing the finish line.

Failure to wear your timing chip on race day, return your chip after the event, or pay the replacement cost of your lost timing chip may disqualify you from future IRONMAN events. After the race, if you still have your chip, please mail it within 5 business days to:

Sportstats USA
112 54th St SW
Grand Rapids, MI 49548

Please use package envelope and do not put any value on it for customs.

IRONMAN TRACKER

The IRONMAN Tracker App provides official real-time athlete tracking for select IRONMAN and IRONMAN 70.3 events. Download the app to your phone to track athlete's times, find them on the interactive map, and share race-day updates on social media!

ON-COURSE NUTRITION PRODUCTS

BIKE COURSE

Gatorade Endurance Ready-to-Drink Bottles (24 oz)

Gatorade Endurance products are specifically designed to help endurance athletes like you replace fluids and electrolytes lost when training and racing over prolonged periods. 24 oz. Thirst Quencher bottles will be available to help you bring it on the bike course.

Maurten GEL 100 & GEL 100 CAF 100

Maurten GEL 100 & GEL 100 CAF 100 are true gels: a biopolymer matrix filled with a unique blend of fructose and glucose (ratio of 0.8:1) which enables uptake of up to 100 grams of carbohydrates per hour. GEL 100 CAF 100 contains 100 mg of caffeine. Both contain no added flavors, preservatives or colorants and are vegan-friendly.



RUN COURSE

Red Bull Energy Drink

Red Bull Energy Drink is a lightly carbonated, functional beverage containing taurine, caffeine, B-vitamins, and sugars. One 250 ml can contains 80 mg caffeine, about the same as a cup of coffee. The product will be served on the run course diluted with water in paper cups.

Gatorade Endurance Formula

Gatorade Endurance products are specifically designed to help endurance athletes like you. Pre-filled paper cups with a mix of Gatorade Endurance Formula will be available on the run course.

Maurten GEL 100 & GEL 100 CAF 100



RACE DAY INFO

RACE TIMING AND CUT-OFFS

All athletes will have 8 hours and 30 minutes to complete the entire race once they cross the starting mat at the swim start. Anyone who does not complete the event in 8 hours and 30 minutes will be designated as DID NOT FINISH (DNF) in the official results. Aid station stops, transitions, etc., will be included in your total elapsed time. Splits will be recorded for each segment of the race. The following cut-off times apply for each segment of the race:

SWIM CUT-OFF

The swim course will close 1 hour and 10 minutes after the last athlete enters the water via the rolling start. Each athlete will have 1 hour and 10 minutes to complete the 1.2-mile swim. Athletes who take longer than 1 hour and 10 minutes to complete the swim will receive a DNF. IRONMAN officials reserve the right to pull athletes off the course who exceed any established course time cut-offs.

BIKE CUT-OFF

The bike course will close 5 hours and 30 minutes after the last athlete enters the water. Each athlete will have 5 hours and 30 minutes to complete the swim, T1 and the bike course. Any athlete or relay team that takes longer than 5 hours and 30 minutes to complete the swim, T1 and bike course will receive a DNF.

THERE WILL BE TWO INTERMEDIATE BIKE COURSE CUT-OFFS:

- Athletes must turn north onto 7th St (Mile 11.5) by 11:20 AM.
- Athletes must turn left onto M-22 (Mile 37.5) by 1:10 PM.

Any athlete or relay team who does not reach these locations by these times will receive a DNF. The final bike course cut-off will be at the dismount line 5 hours and 30 minutes after the last athlete enters the water.

RUN CUT-OFF

The run course will close 8 hours and 30 minutes after the last athlete enters the water. Each athlete will have 8 hours and 30 minutes to complete the entire race. Any athlete that takes longer than 8 hours and 30 minutes to complete the entire race will receive a DNF.

THERE WILL BE ONE INTERMEDIATE RUN COURSE CUT-OFF:

- Athletes must turn left off of Main St onto 9th St (Mile 6.04 near the end of Lap 1) by 4:10 PM.

Any athlete or relay team who does not reach this locations by this time will receive a DNF. The final course cut-off will be at the finish line 8 hours and 30 minutes after the last athlete enters the water.

TRANSITION CUT-OFF

Transition areas from swim to bike, and bike to run, will close 10 minutes after the swim course cut-off and 10 minutes after the bike course cut-off, respectively. IRONMAN officials reserve the right to pull athletes from the course who do not adhere to established cut-offs.

IRONMAN reserves the right to remove an athlete from the course and DNF the athlete if our course staff determines there is no possibility of an athlete finishing the given discipline (swim, bike, run) before the posted cut-off times based on an athlete's location, time and average speed up to that point. **All intermediate cut-off times are based on the estimated time of day that the last athlete will start their race.**

Based on permits for the roads on the course and the safety of athletes involved, cut-off times must be respected for all IRONMAN 70.3 events.

WETSUIT OPTIONAL RACES

If the water temperature on race morning measures above 76.1 F/24.5 C but less than or equal to 83.8 F/28.8 C, the race will be wetsuit optional and athletes who choose to wear a wetsuit will not be eligible for Age Group awards, including IRONMAN 70.3 World Championship slots or Rolldown slots. If the water temperature is in this range and you choose to wear a wetsuit, you will start after the non-wetsuit swimmers. Wetsuit athletes will have the full 1 hour and 10 minutes to complete the swim but will have to adhere to the Age-Group bike and run course cut offs and closures (in other words times will not be adjusted based on a later start time).

RACE FINISH, TIMING, AND RESULTS

Section 2.05

(e) An athlete or relay team who fails to start an Event, is disqualified from an Event, fails to finish an Event, or finishes before the course closes but outside the Event time limit, will be designated in the results as:

- Did not start ("DNS") – Enters an Event but fails to start;
- Disqualified ("DSQ") – Starts an Event and was disqualified;
- Did not finish ("DNF") – Starts an Event but fails to cross the finish line, or crosses the finish line after the course closes;
- Not classified ("NC") – Starts an event and crosses the finish line before the course closes but fails to meet an established course or discipline cut-off time, or the overall event course cut-off.

G ENDURANCE

NO ARTIFICIAL FLAVORS WITH A LIGHTER TASTE



FORMULATED FOR FARTHER

Endurance athletes take things farther. Gatorade® Endurance Formula is designed for the specific demands of endurance athletes. On course at over 300 races nationwide.



AVAILABLE IN LEMON-LIME, ORANGE, CHERRY, AND WATERMELON

Gatorade Endurance products are available where the endurance athlete shops – at run, bike and tri specialty stores nationwide, at select Dick's Sporting Goods stores – online at amazon.com and check out GatoradeEndurance.com to determine what local retailers have your product of choice in-stock in real time.

Gatorade® Endurance Formula has nearly twice the sodium (300mg) and more than triple the potassium (140mg) of regular Gatorade® to help meet endurance athletes' needs. ©2021 S-VC, Inc. GATORADE ENDURANCE and G DESIGN are registered trademarks of S-VC, Inc.

RELAY INFO

WHAT IS A RELAY TEAM?

A relay team is comprised of 2 or 3 athletes who compete as a “group” to finish the triathlon. Typically, one athlete completes the swim, another the bike, and the final person completes the run. The timing strap and chip is passed from one athlete to the other as they complete their respective leg of the race. A two-person team can complete the race in any combination of legs. Relay team members can be comprised of mixed of genders and ages. However, all participants must be 18 years of age on race day.

CHECK-IN PROCESS

All relay members must be present and together during Athlete Check-In to pick up their assigned race packets. Relay members cannot pick up race packets for their teammates and will not be able to check in if a relay team member is missing. This is for the safety and legal accountability of all athletes during the event.

Relay teams should look for the Relay Check-In table at Athlete Check-In. All relay members must have a photo ID and be covered by USA Triathlon. If you are an annual member, please bring your valid (not expired) USAT card. If you are not a USAT member and did not pay for the \$15 one-day license online, you will be required to purchase it on-site via Active.com. If you purchased the \$15 one-day license, you do not need to bring anything other than your photo ID. **If your team is adding or changing a teammate, the new member must purchase a one-day license or provide proof of USAT membership.** USAT one-day licenses are not transferable.

At Athlete Check-In, athletes will be required to sign their own individual waivers – no waiver, no race. A relay team will be assigned one bib number.

EACH TEAM WILL RECEIVE

- 1 Swim Cap
- Bike Stickers
- Helmet Sticker
- Race Bib - to be worn on the run
- 2 or 3 Athlete Wristbands
- Bike Check-Out Tickets
- 1 Timing Chip - picked up at Bike Check-In

Each athlete will receive a participant t-shirt and swag bag. There will only be one timing chip per team. Finisher hats and relay medals are given to the runner upon finishing.

PLAN AHEAD

It is imperative that relay athletes properly communicate with their team. Each relay team is accountable for being in the designated place at the right time. Athletes are not expected to wait in the transition pen area for the entire length of the race, but athletes should be aware of anticipated finish times associated with each leg. We strongly encourage relay athletes to follow the event schedule and stay close to the relay exchange area.

Please keep in mind that access to race venues may be difficult or not possible due to race road closures. It is up to each athlete to coordinate timing and chip transfer.

TIMING AND CHIP TRANSFER RULES

In order to ensure a proper chip timing reading, relay athletes must keep ankle strap and chip on their ankle at all times. Athletes must make the chip transfer from ankle to ankle at their rack in transition. Athletes must not run with the chip in their hands at any time to ensure accurate chip reading.

The timing chip acts as the “baton” and athletes must hand off the timing strap/chip to move forward to the next discipline. Failure to do so will result as a DNF.

SWIM TO BIKE

The bike cannot be removed from the bike rack until the chip is properly transferred and attached to the next teammate. The swim leg athlete will exit the swim and head to the transition area where they will meet the biker at their rack and make the chip transfer. Only after the chip has been transferred, can the bike leg athlete begin the bike portion of the event.

BIKE TO RUN

The timing chip may not be removed until the bike is properly racked in the designated spot.

RUN TO FINISH

Only the run leg relay participant is able to cross the finish line. All other relay team participants will be able to access post-race finish line athlete areas (not including the finish line chute).

If a relay team member drops out of any leg or fails to meet the given time allotment, the relay team will not be able to continue the race and will be disqualified.

FINISH LINE

Volunteers will be instructed to give relay athletes “relay medals”. Relay medals are different than the individual medals and should be communicated pre-race to athletes, volunteers and staff.

Each relay athlete will be given 2 or 3 medals (depending on the size of the team) once finished. It is the responsibility of the run leg athlete to distribute additional medals to the team.

AWARDS

Relay awards are given to the top three overall relay teams. Each relay team member will receive an award. Scoring is not based on gender or age. Please check the Event Schedule for the time and place of the Awards Ceremony.

POST-RACE INFO

BIKE CHECK-OUT

Mandatory Bike and Gear Check-Out is from 2:30 PM to 6 PM on Sunday, September 17. You must have your athlete wristband on in order to enter transition. If you are unable to personally claim your bike and gear, a family member or friend should have your Bike Check-Out Ticket provided in your race packet prior to race day. If your friend or family member does decide to pick these items up for you as a courtesy, please ask them to leave a message on your cell phone so we have no panicked athletes - it happens a lot!

ATHLETE FOOD TENT

Athlete post-race food area is open from 11:30 AM to 6 PM. The athlete post-race food area is for athletes only and your athlete wristband provides you with access. There will be a no re-entry policy once you've exited.

AWARDS CEREMONY

The Awards Ceremony is scheduled for 5:30 PM (pending final finisher) at the stage in IRONMAN Village. Don't miss out on claiming your award! If you cannot attend the ceremony, email MICHIGAN70.3@IRONMAN.COM to arrange to have your award shipped to you (shipping fees will apply). Please note that we cannot ship awards outside of the United States. Unclaimed awards will be held for 30 days.

RACE PHOTOGRAPHY

FinisherPix will have several photographers working at the swim exit, on the bike course, on the run course, and of course, at the finish line!

HOW TO ORDER YOUR PIX

- Register your e-mail address at WWW.FINISHERPIX.COM to be notified as soon as photos are online.
- Have your number visible on the FRONT of your bike helmet so you can be identified in your cycling photos.
- Keep your bib number visible on the FRONT of your body during the run and at the finish line so you can be easily identified.
- Smile and celebrate when you cross the finish line! Don't worry about touching your watch, the timing company will ensure an accurate record of your achievement.
- Visit WWW.FINISHERPIX.COM to view, order, and share your photos from the event.

LOST AND FOUND

Lost and Found will be at the Information Tent during race week and on race day. Please check the Event Schedule for the Information Tent hours and location. After the conclusion of the event, please contact MICHIGAN70.3@IRONMAN.COM to locate any missing items and schedule returns. Shipping fees will apply. All unclaimed items will be donated within 30 days.

MEDICAL AREA

The medical area is for athletes only and family members are not allowed. Overcrowding in the medical area prevents the medical staff from doing their job. For information on an athlete receiving medical treatment, please wait outside the medical tent for updates on your athlete's condition.

VOLUNTEERS

Please remember to thank the volunteers! The race wouldn't be possible without their assistance. For more information about volunteering for this event, please visit IRONMAN.VOLUNTEERLOCAL.COM/VOLUNTEER.

FINISHER CERTIFICATE

To get your finisher certificate, go to IRONMAN.COM/IM703-MICHIGAN and click on results. Once you find your result page, click on the "Get Certificate" button in the upper right hand corner and the certificate will generate as a PDF.

TIMING/RESULTS

If there is an issue with your timing, please e-mail TIMING@IRONMAN.COM.



FinisherPix | Powered by Smiles



NEVER FORGET YOUR RACE



IRONMAN
OFFICIAL PHOTOGRAPHER



ORDER YOUR RACE PHOTOS HERE:

www.finisherpix.com

www.facebook.com/finisherpix
@finisherpix #finisherpix

QUALIFYING

FOR THE IRONMAN 70.3 WORLD CHAMPIONSHIP

SLOT ALLOCATION/ROLLODOWN CEREMONY

Athletes may claim their slot only IN PERSON and only at the 2024 VinFast IRONMAN 70.3 World Championship Slot Allocation/Rolldown Ceremony on Sunday, September 17 immediately following Awards. Awards will start at 5:30 PM in the IRONMAN Village, so please be present no later than 5:45 PM for slot allocation, because you must be present to accept a slot. Please be prepared to pay the entry fee with CREDIT CARD ONLY; no check or cash.

Qualifying slots for the 2024 VinFast IRONMAN 70.3 World Championship will be awarded to the top age group finishers. For the most up to date information and qualifying slot numbers, please [CLICK HERE](#).

HOW DOES AGE GROUP SLOT ALLOCATION WORK?

"Age Group" refers to a grouping of athlete peers based on their gender and age range. For example, 'Male 25-29' is one Age Group, and 'Female 25-29' is another. Your Age Group is determined by your age as of December 31 of the year of the event.

THE ALLOCATION PROCESS

BEFORE RACE DAY:

- o Each Age Group with registered athletes is tentatively allocated one slot each, an "Initially Allocated Slot".
- o All other slots available for the race (the "Proportionally Allocated Slots") are not allocated until race day.

ON RACE DAY:

- o If there are no starters in an Age Group, then that Age Group's Initially Allocated Slot is removed and pooled with the Proportionally Allocated Slots.
- o The Proportionally Allocated Slots are then distributed among all Age Groups based on the number of starters in each Age Group. This allocation is based on the ratio of athletes in each Age Group within the gender. The more athletes in an Age Group, the more slot allocations it will receive

AFTER THE RACE:

- o *Before Rolldown:*
If there are no finishers in an Age Group that had one or more starters, then the Initially Allocated Slot for that Age Group is re-allocated, within the same gender, to the Age Group with the highest ratio of starters to slots.
- o *During Rolldown:*
If any slot allocated to an Age Group is unclaimed (after Rolldown for that Age Group is completed), then that unclaimed slot is re-allocated, within the same gender, to the Age Group with the highest ratio of starters to slots.

ATHLETE STATUS

Only Age Group Athletes are eligible to receive Age Group World Championship Qualifying Slots. Athletes holding current Professional or Elite status with any World Triathlon Member National Triathlon Governing Body, WTC's Pro Membership program, or having raced as an elite athlete in any international events during the calendar year, are not eligible for Age Group Slots. Athletes may not at the time of the event, nor at the time of the World Championship event they qualified for, hold Professional or Elite status.

Any change in an athlete's status prior to any event participation or a qualified World Championship event must be disclosed to WTC immediately. Failure of the athlete to make such disclosure will be cause for disqualification from such event and may result in sanction from WTC Events.

ANTI-DOPING POLICY

Each Age Group athlete who accepts a qualifying slot for the IRONMAN 70.3 World Championship is subject to IRONMAN's Anti-Doping Rules and will be required to sign the World Championship Events Anti-Doping & Qualifying Slot Waiver for Age Group Athletes. The waiver serves to provide additional notification of and consent to IRONMAN's Anti-Doping Program, which includes IRONMAN's efforts to combat, deter, and test for doping in accordance with IRONMAN's Anti-Doping Rules.

[CLICK HERE](#) to view an informational video regarding Anti-Doping Rules for Age Group athletes.

WITHDRAWAL POLICY

Withdrawal requests must be received in writing via e-mail to WORLDCHAMPIONSHIP70.3@IRONMAN.COM. Without exception, all requests must be received 45 days prior to the race to be eligible for a partial refund of \$75 USD. No refunds will be issued for requests made after the 45-day deadline. Transfers or deferments are NOT permitted.



LEGEND

- TRANSITION AREA
- START LINE
- FINISH LINE
- TURN BUOYS
- OUTBOUND SIGHTING BUOYS
- RETURN SIGHTING BUOYS
- RUN OUT TO TRANSITION

ROLLING SWIM START

IRONMAN 70.3 Michigan will feature a "Rolling Start". Athletes will self-seed into swim start corrals based on their estimated swim finish time. Each athlete will be allotted 1 hour and 10 minutes to complete the swim course. Self-seeding will be based on your individual abilities according to your expected finish time. You can avoid being overtaken by stronger swimmers by seeding yourself with athletes of a similar skill and ability levels. For more information on a rolling swim start, refer to this helpful [VIDEO](#).

Athletes' official race time will start when they cross the timing mat. All athletes will have the traditional 8 hours and 30 minutes to complete the entire event (subject to intermediate cut-off times throughout the event).

LUCY CHARLES-BARCLAY
FASTEST IRONMAN SWIMMER ON THE PLANET

RŌKA

MAVERICK X2

FASTEST WETSUIT IN THE WORLD.

"I genuinely have ZERO shoulder discomfort!
For the first time ever I am more comfortable
swimming in a wetsuit than out of it."

- Paul, Seattle, WA

PATENTED

PROTECTED BY DOMESTIC AND
INTERNATIONAL PATENTS WITH
ADDITIONAL PATENTS PENDING

RŌKΛ SWIM COURSE

SWIM COURSE RULES

- Athletes must wear cap provided by race.
- No fins, gloves, paddles or flotation devices (including pull buoys) of any kind are allowed.
- No aqua socks (neoprene booties) unless the water temperature is 65 degrees Fahrenheit or colder.
- When the use of wetsuits is forbidden, clothing covering any part of the arms below the elbows and clothing covering any of the leg below the knee is deemed illegal equipment and is not permitted. Compression sleeves or compression calf guards/socks may NOT be worn during non-wetsuit swims, but may be worn upon completion of the swim.
- Swim goggles and face masks may be worn. Snorkels are prohibited. Medical exceptions will not be considered.
- No individual paddlers or escorts allowed. The course will be adequately patrolled by boats, kayaks and paddleboards.
- Any assistance required during the swim will result in disqualification if forward progress was made. Athletes are permitted to use kayaks and boats as aid, as long as forward progress is not made. Course officials and medical personnel reserve the right to remove athletes from the course if determined medically necessary.
- The swim course will close 1 hour and 10 minutes after the last athlete enters the water. Each athlete will have 1 hour and 10 minutes to complete the 1.2-mile swim. Individual athletes who take longer than 1 hour and 10 minutes to complete the swim will receive a DNF. IRONMAN 70.3 officials reserve the right to pull athletes off the course who exceed any established course time cut-offs.

SWIM TO BIKE TRANSITION

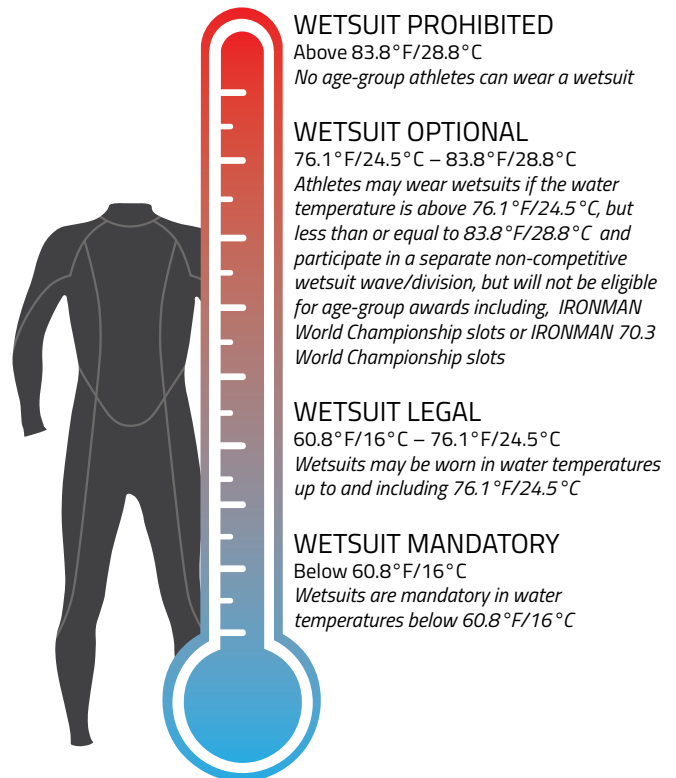
After the swim, you will be directed through the timing chutes to the swim to bike transition. Public nudity is not permitted. We require you to be fully ready to race before getting on your bike. Personal nutrients are permitted if carried on you or your bike.

Any athlete electing not to race must notify a timing official immediately. Above all, the safety of each swimmer is our prime concern. A full sweep of the course will be made directly behind the last swimmer. Visual aid will be provided by the canoes, kayaks, buoys, and aquatic crafts that line the course.

WETSUIT RULES

Wetsuits may be worn in water temperatures up to and including 76.1 degrees Fahrenheit (24.5 degrees Celsius). Wetsuits will be prohibited in water temperatures greater than 83.8 degrees Fahrenheit (28.8 degrees Celsius).

Athletes who choose to wear a wetsuit in water temperatures above 76.1 F/24.5 C but less than or equal to 83.8 F/28.8 C will not be eligible for Age Group awards, including IRONMAN 70.3 World Championship slots or Rolldown slots. *Prohibited Wetsuit: De Soto Water Rover Wetsuits cannot measure more than 5 mm thick.*



SWIMWEAR POLICY (non-wetsuit legal swims only)

Swimwear must be 100% textile material, which is defined as materials consisting of natural and/or synthetic, individual and non-consolidated yarns used to constitute a fabric by weaving, knitting and/or braiding. Simply put, this would generally refer to suits made only from nylon or Lycra that do not have any rubberized material such as polyurethane or neoprene. Swimwear must not cover the neck, extend past the elbow, nor extend past the knees. Swimwear may contain a zipper. A race kit may be worn underneath swimwear.

Compression gear may be worn during non-wetsuit swims provided that it is made of 100% textile material (no rubberized material such as polyurethane or neoprene) and that material does not extend past the elbows or knees. Any compression wear that extends past the elbows or knees will not be permitted during non-wetsuit swims (this includes compression sleeves, compression socks, or compression tights).

An open-water swim in a triathlon is substantially different from swimming in a pool. To alleviate stress, it's important that you arrive on race day healthy, fit and prepared. Here's a top-10 checklist to help get you ready.

1 PREPARE FOR RACE CONDITIONS

- Race day should not be your first open water swim. Make sure some of your training replicates real race conditions, including water temperature, proximity to other swimmers, orientation (includes water clarity, depth and distance perception), and wearing a wetsuit if needed.

2 RACE IN SHORTER EVENTS

- Proper training is the best way to reduce anxiety. It's also a good idea to race shorter distance triathlons or single-sport events (for example, an open water swim event), as well as join clinics and club activities to prepare yourself for open water conditions.
- For extra guidance, talk to a coach or your local triathlon club.

3 LEARN ABOUT COURSE DETAILS

- It's important to prepare yourself mentally as well as physically prior to race day. Thoroughly review the race website, event athlete guide and pre-race communication to familiarize yourself with the course.
- Keep in mind that every body of water is different—educate yourself on water currents and surf conditions, if applicable.
- Study the event schedule to plan for optimal arrival and preparation.

4 ENSURE HEART HEALTH

- As an athlete in training, you should take the proper steps to assess your health with your physician.
- The American Heart Association and European Society of Cardiology offer suggestions for cardiac screening of competitive athletes. These include a physical exam as well as an assessment of your family history, personal heart health and may include a recommendation of additional diagnostic studies. Wherever you live, we recommend you consult with your physician before you race.

5 PAY ATTENTION TO WARNING SIGNS

- While training, if you experience chest pain or discomfort, shortness of breath, light-headedness (dizziness) or blacking out, or have any other medical concerns or symptoms, consult your doctor immediately.

6 DON'T USE NEW GEAR ON RACE DAY

- Focus on controlling as many factors as you can on race day.
- You should never race in equipment you haven't trained in—this is not the time to test new gear.
- Make sure your wetsuit fits properly and that your goggles, swim cap and other accessories work properly.
- Prepare for the unexpected with backups of all your gear.

7 WARM UP ON RACE DAY

- Arrive early enough on race day for an adequate warm-up prior to the start, preferably in the water.
- If you aren't able to warm up in the water, spend between 5 and 10 minutes loosening up your muscles with arm swings and other gentle movements. A light jog or brisk walk can also help increase circulation and prepare your body to race.

8 CHECK OUT THE COURSE

- Get comfortable with the course by checking out water conditions, the swim entry and exit layouts, as well as turn buoy colors and locations.
- Take part in the official practice swim if one is offered. This provides you an opportunity to get oriented with the swim course.
- Identify navigation landmarks such as buildings or landscape features to use for sighting in every direction you'll be swimming.

9 START EASY – RELAX AND BREATHE

- Follow the race day instructions regarding the swim start format that have been provided in the event athlete guide.
- For events with a rolling swim start, don't overestimate your ability. Please line up in the appropriate position based on instructions provided in the event athlete guide.
- Don't race at maximum effort from the start - ease into your swim.
- Relax and focus on your breathing as you settle into a sustainable pace.

10 BE ALERT AND ASK FOR HELP

- In a race setting always stop at the first sign of a medical problem.
- The IRONMAN Competition Rules allow for competitors to stop or rest at any time during the swim.
- If you or a fellow athlete needs help, raise your hand to alert a lifeguard or safety boat.
- Feel free to hold on to a static object like a raft, buoy, or dock. As long as you don't use it to move forward, you won't face disqualification.

RÖKA

UPGRADE YOUR
EYEWEAR.

GEKO™

Patented Fit &
Retention System

C₃

C3™ Unmatched Optics
& Premium Lens Coatings



Ultra-Lightweight
Materials











Lake Michigan

Crystal Lake

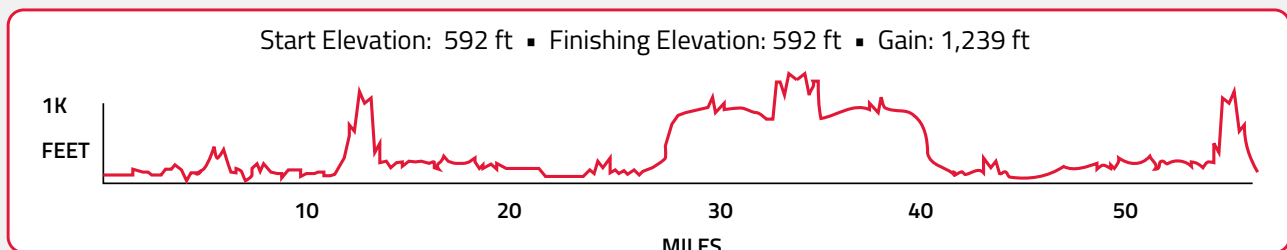


LEGEND

-  TRANSITION AREA
-  START LINE
-  FINISH LINE
-  MILE MARKERS
-  WATER/AID STATION
-  GATORADE ENDURANCE STATION
-  MAURTEN STATION
-  U-TURN

TURN BY TURN DIRECTIONS

- Exit transition and turn right onto Main St.
 - Right turn onto Lake St. (M-22)
 - Left turn onto River Rd.
- Turn around just west of the alpaca farm
 - Right turn onto M-22
 - Left turn onto Main St.
 - Right turn onto 7th St.
 - 7th St. becomes M-22
 - Right turn onto Esch Rd.
 - Esch Rd. becomes Indian Hill Rd.
- Turn around just north of Saffron Rd.
 - Indian Hill Rd. becomes Esch Rd.
 - Left turn onto M-22
- Continue straight at 7th St to the dismount line





EKOI

IRONMAN
GLOBAL SERIES

2023 OFFICIAL BICYCLE HELMET

EKOI.COM

FIND US AT EVERY IRONMAN EVENT OR ONLINE

FULGAZ® BIKE COURSE

1. POSITION RULES

- Absolutely NO DRAFTING of another bike or any other vehicle is allowed.
- The bicycle draft zone is 12 meters long, measured from the leading edge of the front wheel and extending towards the back of the bike (6 bike lengths of clear space between bikes). Athletes must keep this space between bikes clear except when passing. Failure to do so will result in a drafting violation.
- A pass occurs when the overtaking athlete's front wheel passes the leading edge of the athlete being overtaken.
- Overtaking athletes may pass on the left for up to 25 seconds, but must move back to the right side of the road, after passing. Failure to complete a pass within 25 seconds will result in a drafting violation. Athletes may not back out of the draft zone once it is entered (drafting violation).
- Overtaken athletes must immediately fall back six bike lengths before attempting to regain the lead from a front running bike. Immediately re-passing prior to falling back six bike lengths will result in an overtaken violation.
- Overtaken athletes who remain in the draft zone for more than 25 seconds, or who do not make constant rear progress out of the drafting zone, will be given a drafting violation.
- Athletes must ride single file on the far right side of the road except when passing another rider, or for reasons of safety. Side-by-side riding is not allowed and will result in a position violation.
- Athletes who impede the forward progress of other athletes will be given a blocking violation.
- Athletes committing rule violations will be notified "on the spot" by a race referee.
- Do not attempt to discuss the penalty with the Race Referee.

▪ THE RACE REFEREE WILL:

- i. Notify you that you have received either a BLUE CARD for drafting and littering or a YELLOW CARD for any other penalty. The race referee will show you the corresponding colored card.
- ii. Instruct you to report to the next penalty tent (PT) on the course. There will be at least two PTs on the course.

THE EXACT LOCATION OF THE PTS WILL BE STATED AT THE PRE-RACE MEETING.

▪ THE ATHLETE WILL:

- i. Report to the next PT and tell the PT Official whether you were shown a BLUE CARD or a YELLOW CARD. If you fail to report to the next PT, you will be disqualified.
- ii. Have race numbers marked by the PT Official with a "/".
- iii. Register, via the sign-in sheet.
- iv. Resume the race after serving a 30-second time penalty for all non-drafting violations (YELLOW CARD).
- v. Remain in the PT for the time indicated in the table below, for each drafting and littering violation (BLUE CARD).
- vi. Be disqualified if you receive three BLUE CARD penalties. An athlete may finish the race if he or she has been issued a red card disqualification, unless otherwise instructed by the Race Referee.
- vii. Be disqualified for not reporting to the PT.

Race Distance: IRONMAN 70.3

1st BLUE CARD Offense	5:00
2nd BLUE CARD Offense	5:00
3rd BLUE CARD Offense	DSQ



FULGAZ® BIKE COURSE

- Bicycles must be racked in a manner such that the majority of the bicycle is on the athlete's side of the bike rack.
- No tandems, fixed-gear bikes, recumbents, fairings, or any add-on device designed exclusively to reduce resistance are allowed. Any new, unusual, or prototype equipment will be subject to a determination of legality by the event organizer and/or Head Referee.
- The sole responsibility of knowing and following the prescribed cycling course rests with each athlete. No adjustments in times or results shall be made for athletes who fail to follow the proper course for any reason whatsoever.
- Athletes must obey all traffic laws while on the cycling course unless otherwise specifically directed by an official, race monitor or designee with actual authority. Failure to do so may result in disqualification.
- No athlete shall endanger himself or another athlete. Athletes who intentionally present a danger to any athlete or who, in the judgment of the Head Referee, appear to present a danger to any athlete may be disqualified.
- Helmets, bike shoes, and other cycling gear can be placed around the athlete's bike in transition. Shoes and shirt must be worn at all times.
- Cameras, phone cameras, and video cameras are prohibited unless permission is given by IRONMAN. If permission is given by IRONMAN, it is the athlete's responsibility to notify the Head Referee prior to race start. Athletes seen with a camera, phone camera, or video camera without permission will be disqualified.
- Athletes must wear a bike helmet number on the front of their helmet.
- A CPSC-approved helmet is required during the entire bike portion including in and out of transition. Athletes riding without an approved helmet or chinstrap not fastened may be disqualified. Alterations to a hard-shell helmet, which affect its integrity, are not allowed.
- No individual support allowed. Ample aid and food stations will be provided. Friends, family members, coaches, or supporters of any type may NOT bike, drive, or run alongside athlete, may not pass food or other items to athlete and should be warned to stay completely clear of all athletes to avoid the disqualification of the athlete. It is incumbent upon each athlete to immediately reject any attempt to assist, follow, or escort.
- Do not litter. Any item that needs to be discarded, including but not limited to water bottles, gel wrappers, energy bar wrappers, broken bike parts, or clothing items, may only be discarded in the trash drop zones at each aid station. Discarding any item outside of the trash drop zones will result in a blue card (5 minute time penalty).
- Athletes must be individually responsible for repair and maintenance of their own bike. Athletes should be prepared to handle any possible mechanical malfunction. Assistance from official race personnel is permitted.
- Athletes may walk bike, if necessary, but may not make progress on the bike course unaccompanied by their bicycle.
- Bike inspection is not mandatory and will not be provided at Bike Check-In, although technicians will be available. Athletes are ultimately responsible for their own bikes. However, race referees may at their own discretion make final judgment as to the soundness of the bike.
- Headphones, headsets which are inserted in or covering the ears are not allowed during any portion of the event. Bone-conducting headphones are also prohibited.
- Helmet mirrors or mirrors attached to the bike or body are prohibited unless needed for a verifiable medical reason. Athletes granted permission to use a mirror will be ineligible for awards or World Championship entry slots. Athletes using a mirror without permission will be disqualified.
- Athletes may not use communication devices of any type, including but not limited to cell phones, smart watches, Bluetooth enabled or "smart" helmets, and two-way radios, in any distracting manner during the Race. A "distracting manner" includes but is not limited to making and receiving phone calls, sending and receiving text messages, playing music, using social media, taking photographs, and mounting the device to a bike for purposes of using the device like a bike computer. Using a communication device in a distracting manner during the Race will result in disqualification.

19. Cycling with a bare torso is prohibited. Athletes must wear a shirt, jersey, or sport top/sports bra at all times during the cycling segment of the Race. Uniforms with a front zipper may be unzipped to any length, provided, the zipper is connected at the bottom of the uniform at all times and the top of the uniform covers the shoulders.

BIKE TO RUN TRANSITION

After the bike, you will dismount and rack your bike. You may leave your shoes and bike gear by your bike. You will then head out onto the run course.

VIPER TRISUIT,
A WORLD CHAMPION TRISUIT



Santini

WWW.SANTINICYCLING.COM

Completing in a triathlon event requires training on a bike. To be fully prepared, it's important that you arrive on event day healthy, fit, and equipped with the proper gear. Fitness can be built indoors, but competing with a group requires the ability to ride safely and competently outdoors. Read on for an essential checklist to get you ready for any two-wheeled challenge.

BEFORE YOU RIDE

1 IT STARTS WITH YOUR BIKE

- Your seat and handlebars should be adjusted to the appropriate height and reach for you. Work with a fitter to find your optimal bike fit.
- Ensure all bolts are tightened properly to avoid coming loose during the ride, and that your brakes and gears are working properly.
- Keep your bike clean and your chain lubed.
- Use front and rear lights when riding in low light conditions – this may be required by law in your area.
- Tires should be inflated to the recommended pressure.

2 LEARN THE BASICS

- Practice clipping in and out of your pedals, as well as starting, stopping, and emergency braking.
- If you're unfamiliar with shifting gears, practice doing this in a low-traffic area.
- Practice riding a straight line, and cornering (right, left, U-turns).

3 SUIT UP

- Always wear an approved helmet in training and racing. Helmets should fit properly without moving around on your head while riding, and remain buckled at all times during your ride.
- Wear clothing that is designed to function in the weather you will encounter on the ride, and that will help maintain your core body temperature when riding in cold or wet conditions, even during a race.
- Choose clothing that is visible in low-light conditions.

4 BE PREPARED TO RIDE

- Carry the appropriate amount of water and nutrition, along with a way to purchase additional supplies if needed.
- Know how to use a tire repair kit and appropriate tools, and be sure to carry them with you.

5 PLAN AHEAD

- Select a route that limits the number interactions with vehicles – if possible factor in time of day and day of the week.
- Always obey all traffic signals and signs.
- Where available, ride in dedicated bike lanes and where other bikes are normally present to ensure vehicles are aware of you.
- Select a ride distance appropriate to your fitness.

6 INFORM OTHERS

- In the event of an incident, someone should know where you are riding.
- Always carry personal identification with you and emergency contact information.
- Carry a cell phone for emergencies.

DURING THE RIDE

7 STAY ALERT

- Leave the playlists and podcasts for indoor workouts.
- Don't use your phone while riding – pull off the road if you need to make a call or send a text.
- Don't take photos and selfies while riding.
- Keep your head up, particularly when riding in a group. Look at the road and the riders around you, not your bike computer.
- Be able to see and hear what is going on around you. When riding in the aerobars, do not look down at the road, look ahead.
- When riding in a group, do not get fixated on the rider directly in front of you. Look through so you can anticipate any issues before they happen, and have an exit strategy.
- Be easy on the brakes when riding in a group. Ride smoothly, do not overlap wheels.
- Pay particular attention when approaching aid stations during a race. Do not ride through aid stations in the aerobars.

8 OBEY THE LAW

- Always stop at stop signs and lights—remember, cyclists have the same responsibilities as vehicles.
- Know the traffic laws for your area, especially those regarding riding two abreast or single file.
- Know where the vehicles are around you and anticipate that drivers may not see cyclists.
- When passing a parked car or another cyclist, make sure there is enough space to avoid contact.

9 COMMUNICATE

- Use verbal and hand signals so others know if you are stopping or turning.
- Make eye contact with drivers and other cyclists.
- While riding, let other athletes know you are passing through verbal communication. Watch for hazards in the road including potholes, debris, or water bottles. Point out and verbally communicate these hazards to those riding and racing with you.
- Visually and verbally communicate with the specific volunteer in the aid station you will be taking aid from, letting them know you are taking aid directly from them.

10 SAFETY FIRST

- Ride as far to the side of the road as safely possible. Some situations do require that you safely position yourself on the road so that traffic is unable to pass. This might be when making a turn or when not safe for vehicles to pass.
- If riding with other people, make sure you are riding single file or allowing traffic to pass from behind you.
- When riding in a group, avoid riding in the aerobars unless you are riding in front. Your hands should always be able to get to the brakes quickly.
- Taking unnecessary risks might gain you a couple of seconds during your ride, but it could risk you losing your life. Always ride smart.

Transport Your Bike

Since 2004, TriBike Transport has helped over 130,000 athletes by providing **HASSLE-FREE, ECONOMICAL, UNPARALLELED** bike transport. Whether using our Fully-Assembled, Pack & Ship or Valet Service, we take the hassle out of transporting your bike, so you can focus on your race.

www.tribiketransport.com



TRIBIKE[®]
TRANSPORT

IRONMAN[®]
NORTH AMERICA SERIES

OFFICIAL BIKE TRANSPORT PARTNER

BIKE STORE & TECH



Playtri is the Official Triathlon Store of 2023

Our knowledgeable staff will be on-site at the IRONMAN Village offering a large selection of triathlons supplies and equipment, hydration, nutrition and more from all of the top brands to ensure you are race ready! Our expert bike technicians will provide the highest level of service for repairs and upgrades to make sure your bike is ready to ride. On race day, our staff will be available for emergency repairs and support in the transition area as well as on the race course. Need something before race day? Shop us now at WWW.PLAYTRI.COM for the best selection at the best prices. We also have full service shops across the country so you can shop local: WWW.PLAYTRI.COM/LOCATIONS. Pre-book is available for all the services listed below at WWW.PLAYTRI.COM/IRONMANTRIATHLONSTORE.

RACE READY TUNE-UP: \$125

- Inspection of Frame and Fork
- Inspection of Wheels and Tires
- Brake System Inspection And Adjust as Required
- Drive Train Inspection And Adjust as Required
- Chain Inspection and Lubrication as Required

BIKE BUILD: \$199

- Unpack and Assembly Of Bike

BIKE BUILD & PACK PACKAGE: \$329

- Unpack and Assembly of Bike
- Collection of Bike From Transition (During Run Segment Of Race)
- Disassembly and Packing Of Bike

ROAD AND TRI BIKE RENTAL ALSO AVAILABLE

If you have questions about our services or products available, please contact us at IRONMAN@PLAYTRI.COM. We can't wait to see you at your race!

**Prices are for most bikes. Some bikes may incur additional costs.*

FOND MEMORIES GRAPHICS, INC.

IRONMAN® & IRONMAN 70.3®

BIB FRAME

Beautifully display your finisher's medal in a customized commemorative **BIB FRAME** and document forever your participation in this very special event!

Includes

- EVENT LOGO PLATE, ENGRAVED PLATE WITH NAME & SPLIT TIMES
- ADDITIONAL FINISHER'S MEDAL • 5" X 7" MAT OPENING (COURSE MAP INCLUDED)
- 2" DISC OF TRIATHLON SYMBOL • LAMINATED REPLICA OF YOUR BIB #

This Bib Frame would normally cost \$185, but is currently available for

\$159
Only +S/H

3 OPENING BIB FRAME

Beautifully display your finisher's medal in a customized commemorative **THREE OPENING BIB FRAME** and document forever your participation in this very special event!

Includes

- EVENT LOGO PLATE, ENGRAVED PLATE WITH NAME & SPLIT TIMES
- ADDITIONAL FINISHER'S MEDAL • 3 5" X 7" MAT OPENINGS (COURSE MAPS INCLUDED)
- 2" DISC OF TRIATHLON SYMBOL • LAMINATED REPLICA OF YOUR BIB #

This Bib Frame would normally cost \$215, but is currently available for

\$189
Only +S/H

Fond Memories Graphics, Inc.
P.O. Box 149, Pomona, New York 10970
Tel: (845) 354-5027 • Fax: (845) 354-4875
E-mail: FMG5027@aol.com


IF ORDERING ONLINE OR BY PHONE, USE THIS COUPON CODE TO RECEIVE THESE DISCOUNTED PRICES!

COUPON CODE: EXPO

PLAYTRI

SWIM BIKE RUN

BEST BIKES
BEST SELECTION
BEST PRICES



Shop Online 24/7
playtri.com/onlinestore

PLAYTRI

SWIM BIKE RUN

IRONMAN

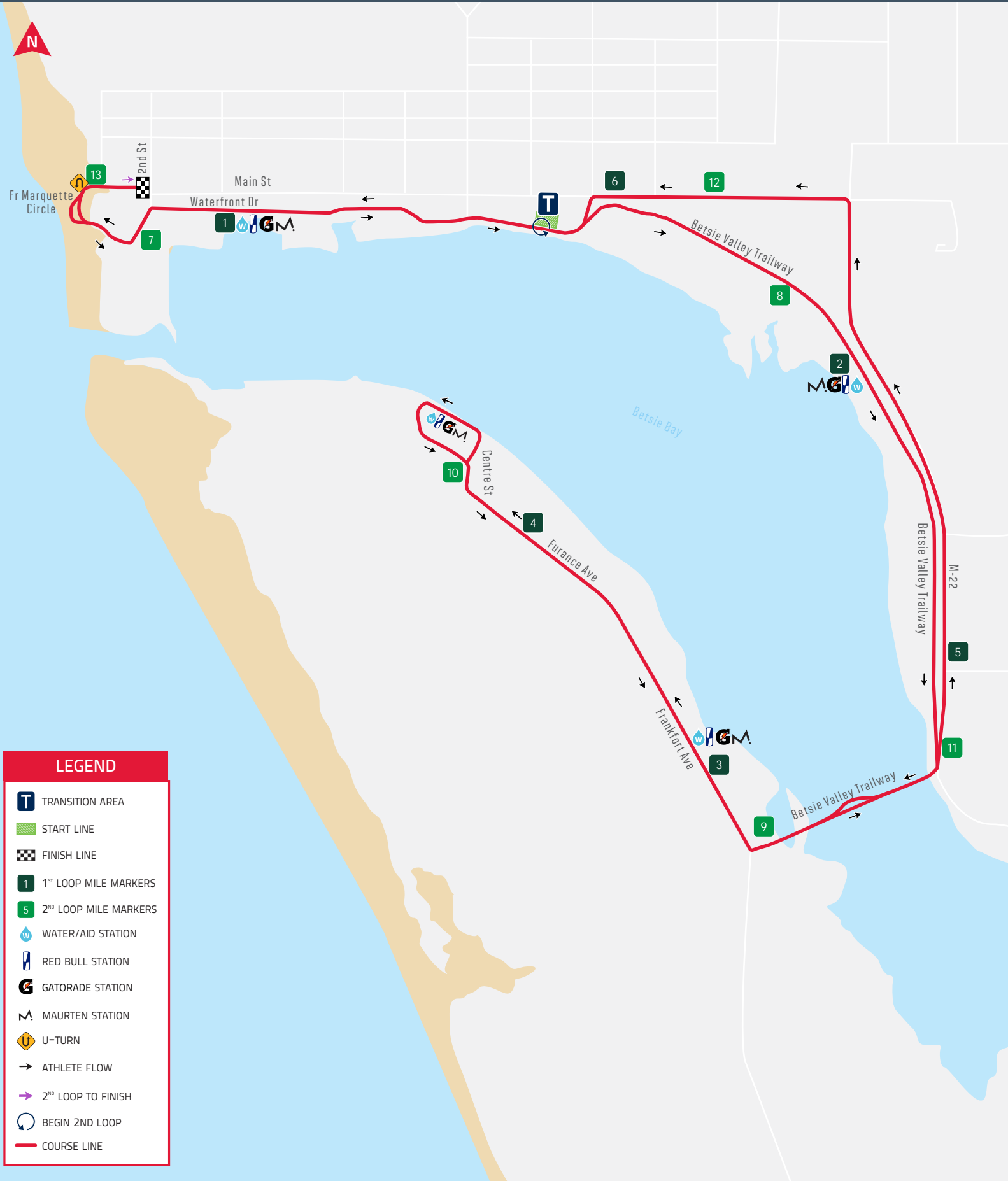
UNITED STATES SERIES

2023 OFFICIAL TRIATHLON STORE

Come see us at our
Franchise Tent at the
Athlete Expo!



Own Your Passion | Franchises Available | playtri.com/ownastore



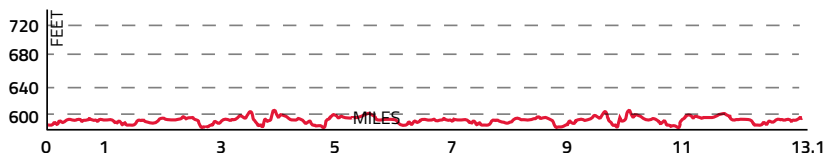
LEGEND

- TRANSITION AREA
- START LINE
- FINISH LINE
- 1ST LOOP MILE MARKERS
- 2ND LOOP MILE MARKERS
- WATER/AID STATION
- RED BULL STATION
- GATORADE STATION
- MAURTEN STATION
- U-TURN
- ATHLETE FLOW
- 2ND LOOP TO FINISH
- BEGIN 2ND LOOP
- COURSE LINE

TURN BY TURN DIRECTIONS

- Exit transition and turn right onto the Betsie Valley Trailway to begin lap 1
 - Continue straight onto Waterfront Dr
 - Left turn onto 2nd Street
 - Right turn onto Fr. Marquette Cir
 - U-turn on Fr. Marquette Cir
 - Left turn onto 2nd Street
 - Right turn onto Waterfront Dr
 - Continue straight onto the Betsie Valley Trailway
 - Right turn onto the shoulder of M-22/Lake St
 - Right turn onto Frankfort Ave.
 - Frankfort Ave. becomes Furnace Ave
 - Right turn onto Centre Street
 - Right turn onto the paved path in front of the picnic pavilion
 - Left turn onto the paved path along the water
 - Left turn before the wooden deck
 - Slight right turn into the parking lot toward Centre Street
 - Right turn onto Centre Street
 - Left turn onto Furnace Ave.
 - Furnace Ave. becomes Frankfort Ave.
 - Left turn onto the shoulder of M-22/Lake Street
 - Continue along the shoulder of M-22
 - Left turn onto Main St
 - Left turn onto 9th St
 - Right turn onto the gravel path
 - Continue straight onto the Betsie Valley Trailway
 - Continue straight past the transition area to begin lap 2
 - After completing lap 2, continue straight past the transition area
 - Continue straight onto Waterfront Dr
 - Left turn onto 2nd Street
 - Right turn onto Fr. Marquette Cir
 - Fr. Marquette Cir. becomes Main Street - Continue straight onto Main Street to the finish line

Start Elevation: 584 ft ▪ Finishing Elevation: 594 ft ▪ Gain: 252 ft



RUN COURSE RULES

1. Athletes may run, walk, or crawl.
2. Athletes must wear their IRONMAN 70.3 issued bib number in front of them clearly visible at all times on the course. Bib numbers identify the official athletes in the race.

Folding, cutting the bib number, intentional alteration of any kind, or failure to wear race number is STRICTLY PROHIBITED and may result in disqualification.

3. Headphones or headsets which are inserted to or covering the ears are not allowed during any portion of the event. Bone-conducting headphones are also prohibited.
4. Cameras, phone cameras, and video cameras are prohibited unless permission is given by IRONMAN. If permission is given by IRONMAN, it is the athlete's responsibility to notify the Head Referee prior to race start. Athletes seen with a camera, phone camera, or video camera without permission will be disqualified.
5. NO INDIVIDUAL SUPPORT VEHICLES OR NON-ATHLETE ESCORT RUNNERS ARE ALLOWED.

This is an individual endurance event. Teamwork as a result of outside assistance, which provides an advantage over single competitors, is not allowed. Individual support vehicles or non-athlete escort runners will result in disqualification. A non-athlete escort runner includes athletes who have withdrawn from the race, have been disqualified or have finished the race. Supporters of any type may NOT bike, drive, or run alongside the athlete, may not pass food or other items to athlete and should stay completely clear of all athletes to avoid the disqualification of the athlete. It is incumbent upon each athlete to immediately reject any attempt to assist, follow, or escort. It IS permissible for an athlete who is still competing to run with other athletes who are still competing.

6. Athletes are expected to follow the directions and instructions of all race referees and public authorities.
7. The sole responsibility of knowing and following the prescribed running course rests with each athlete. No adjustments in times or results shall be made for athletes who fail to follow the proper course for any reason whatsoever.
8. RUNNING WITH A BARE TORSO IS PROHIBITED. ATHLETES MUST WEAR A SHIRT, JERSEY, OR SPORT TOP/SPORTS BRA AT ALL TIMES DURING THE RUN SEGMENT OF THE RACE. UNIFORMS WITH A FRONT ZIPPER MAY BE UNZIPPED TO ANY LENGTH, PROVIDED, THE ZIPPER IS CONNECTED AT THE BOTTOM OF THE UNIFORM AT ALL TIMES AND THE TOP OF THE UNIFORM COVERS THE SHOULDERS. THE UNIFORM SHOULD BE FULLY ZIPPED WHEN CROSSING THE FINISH LINE.
9. The run course will officially close 8 hours and 30 minutes after the last athlete enters the water.

FINISH LINE POLICY

Friends and/or family members are not permitted to cross the finish line or enter the finish chute with participating athletes. This policy will allow each competitor adequate time to celebrate their accomplishment without interfering with other finishers and ensure the safety of all athletes, volunteers and fans. Athletes who choose not to respect the policy will receive an automatic disqualification (DSQ).

EVENT SANCTION

USA Triathlon (USAT) has sanctioned the 2023 IRONMAN 70.3 Michigan. Our rules are published with permission from USAT. [CLICK HERE](#) for a complete set of IRONMAN Competition Rules.

Under our sanctioning agreement with USA Triathlon, athletes should be aware of the serious consequences of violating USAT Competitive Rule 3.5 - Unregistered Athletes, which states:

- a. Any person who participates in any portion of a sanctioned event without first properly registering and paying any required registration fee shall be suspended or barred from membership in USAT and barred from participation in any sanctioned event for a period of up to one year.
- b. Any person who in any way assists another athlete to violate Section 3.5a by providing or selling a race number to that athlete shall be suspended or barred from membership in USA Triathlon and barred from participation in any sanctioned event for a period of up to one year.

Anyone who violates this rule may be banned for life from any IRONMAN event. Violating this rule puts insurance coverage for the event at risk.

ANY VERBAL ABUSE OF MARSHALS, RACE OFFICIALS, IRONMAN 70.3 STAFF OR VOLUNTEERS IS GROUNDS FOR IMMEDIATE DISQUALIFICATION.



MACH X

Run like race day all day

HOKA[®]

OVERALL RULES

1. Any athlete holding current elite/professional status from their National Triathlon Federation or a current IRONMAN Professional Membership (as verified by elite/pro status of an athlete's National Triathlon Federation) is prohibited from racing as an AGE GROUP athlete within the same calendar year, in ANY sanctioned triathlon events anywhere in the world, where there is an elite/pro wave within the same calendar year. Disqualification and potential sanction from IRONMAN events, and forfeiture of any AGE GROUP World Championship qualifying slots may result for any athlete that has not adhered to this policy.
2. Athletes are expected to follow directions and instructions of all course marshals and public authorities.
3. Race officials shall have authority to disqualify any athlete.
4. Medical personnel shall have ULTIMATE and FINAL authority to remove a athlete from the race if the athlete is judged to be physically incapable of continuing the race without risk of serious injury or death. Medical transport of any athlete will result in disqualification.
5. Fraud, theft, abusive treatment of volunteers, staff or others and acts of poor sportsmanship are grounds for immediate disqualification and may result in the athlete being suspended from competing in any IRONMAN or IRONMAN 70.3 event in the future, depending on the severity of the rule violation.
6. As a condition of participation in each IRONMAN and IRONMAN 70.3 event, all registered athletes are required to acknowledge and abide by IRONMAN's Anti-Doping Rules. In accordance with the Anti-Doping Rules, all registered athletes are subject to in and out-of-competition testing and are encouraged to learn and understand all applicable rules and obligations prior to registering for events (including, without limitation, the World Anti-Doping Agency's anti-doping rules governing Prohibited Substances and Therapeutic Use Exemptions). When in doubt, athletes are encouraged to ask questions and to seek advice from qualified medical professionals.
7. If an athlete decides to withdraw from the race at any time, it is the responsibility of the athlete to report to the timing tent located at the finish line and turn in their bib number and timing chip immediately. It is essential that race officials know where athletes are on the course at all times. Failure to comply after withdrawing from the race may result in athlete being prevented from competing in any IRONMAN event in the future.
8. IRONMAN 70.3 reserves the right to make rule changes at any time provided all athletes are notified in writing and/or at the pre-race athlete briefings. Notification of any change will be in accordance with IRONMAN Competition Rules.
9. Prize money for any sanctioned event shall be offered equally between men and women in both amount and depth. Additionally, Professional triathletes may not win Age Group awards and Age Group athletes are not eligible for prize money.
10. For additional information regarding training sites, safety procedures and general information questions regarding the race, please go to the Information Tent.
11. Athletes may not use communication devices of any type, including but not limited to cell phones, smart watches, Bluetooth enabled or "smart" helmets, and two-way radios, in any distractive manner during the Race. A "distractive manner" includes but is not limited to making and receiving phone calls, sending and receiving text messages, playing music, using social media, taking photographs, and mounting the device to a bike for purposes of using the device like a bike computer. Using a communication device in a distractive manner during the Race will result in disqualification.
12. Cameras, phone cameras, and video cameras are prohibited unless permission is given by IRONMAN. If permission is given by IRONMAN, it is the athlete's responsibility to notify the Head Referee prior to race start. Athletes seen with a camera, phone camera, or video camera who were not given permission will be disqualified.
13. IRONMAN does not allow the transfer of an athlete's registration to another person - no exceptions will be made to this rule. Any attempt to transfer a registration to another person will result in disqualification and suspension from future participation in any IRONMAN or IRONMAN 70.3 event.
14. Assistance provided by event personnel or Race Officials is allowed but is limited to drinks, nutrition, mechanical and medical assistance. Athletes competing in the same race may assist each other with incidental items such as nutrition and drinks after a water station and pumps, tubular tires, inner tubes and punctures repair kits. Athletes may not provide any item of equipment to an athlete competing in the same race which results in the donor athlete being unable to continue their own race. This includes but is not restricted to shoes, complete bicycle, frame, wheels and helmet. An athlete cannot physically assist the forward progress of another athlete on any part of the course. The penalty for this will be disqualification of both athletes.
15. Athletes must cover the prescribed course in its entirety. Failure to do so will result in a disqualification. If an athlete must exit the course, he or she shall re-enter the course at the same point of departure before continuing.

RACE FOR MORE

IRONMAN Foundation Athletes swim, bike, and run to leave a positive impact on race communities



2023 PROGRAM SCHEDULE

Athletic Brewing IRONMAN 70.3 Oceanside
CAF Surf Clinic and Race For Change Relays

Visit Panama City Beach IRONMAN 70.3 Gulf Coast
Military Care Packages (IRONMAN Village) & Operation Gold Star

IRONMAN 70.3 Chattanooga
Bikes For Kids (IRONMAN Village) & Race For Change Relays

IRONMAN 70.3 Maine
Military Care Packages (IRONMAN Village) & Operation Gold Star

VinFast IRONMAN 70.3 World Championship, Lahti, Finland
Service Project

VinFast IRONMAN Men's World Championship, Nice, France
Service Project

IRONMAN 70.3 Augusta
Race For Change Relays & Swim Clinic

VinFast IRONMAN Women's World Championship, Kailua-Kona, USA
Race For Change Swim Clinic

IRONMAN 70.3 Waco
Military Care Packages (IRONMAN Village) & Operation Gold Star

Learn about racing with **IRONMAN Foundation** at North America and **World Championship** events!

IRONMANFOUNDATION.ORG

**Programs Schedule Subject to Change*



\$55+ Million

Charitable Giveback Since 2003



10,000

Organizations Supported to Date



AG1[®] is Foundational Nutrition made simple.



DrinkAG1.com



2023 OFFICIAL NON-ALCOHOLIC BEER PARTNER

FIT FOR ALL TIMES™

AWARD-WINNING TASTE • LOW CALORIE • NON-ALCOHOLIC



[ATHLETICBREWING.COM](https://athleticbrewing.com) | [@ATHLETICBREWING](https://twitter.com/athleticbrewing)

© Athletic Brewing Company. Milford, CT and San Diego, CA. Near beer <0.5% alc/vol. Average Analysis of Athletic Lite per 12 fl. oz. - Calories 25, Carbohydrates 5g, Protein 0g, Fat 0g. Average Analysis of Upside Dawn per 12 fl. oz. - Calories 45, Carbohydrates 10g, Protein <1g, Fat 0g. Average Analysis of Run Wild per 12 fl. oz. - Calories 65, Carbohydrates 14g, Protein <1g, Fat 0g. Average Analysis of Free Wave per 12 fl. oz. - Calories 70, Carbohydrates 16g, Protein 1g, Fat 0g. Average Analysis of Cerveza Atletica per 12 fl. oz. - Calories 60, Carbohydrates 14g, Protein 1g, Fat 0g.

DIVISIONS

PHYSICALLY CHALLENGED/ INTELLECTUAL DISABILITY OPEN DIVISION

IRONMAN 70.3 MICHIGAN IS WHEELCHAIR ACCESSIBLE ON THE RUN COURSE.

Participation in the PC/ID Open Division is available to athletes with a medically verified Visual Impairment (as such term is defined below), Special Teams (as set forth in Section 8.05), athletes with an intellectual disability (as set forth in Section 8.06), or athletes with a medically verified physical or neurological impairment that substantially limits one or more major life activities. Athletes with other miscellaneous medical conditions such as, but not limited to, intolerance to temperature extremes, organ transplants, joint replacements (endoprosthetics), kidney dialysis, hearing impairments, and/or cognitive impairment (except as otherwise outlined in Section 8.06) are not eligible to participate in the PC/ID Open Division.

FOR MORE INFORMATION REGARDING THE PC OPEN/EXHIBITION DIVISION, PLEASE VIEW THE [IRONMAN POLICIES](#) OR E-MAIL PHYSICALLYCHALLENGED@IRONMAN.COM.

HANDCYCLE DIVISION

IRONMAN 70.3 MICHIGAN IS HANDCYCLE APPROVED.

Handcycle (HC) is a competitive division open to athletes who are paraplegic, quadriplegic or double above-the-knee amputees, and race using a hand cranked cycle on the bike, and a racing chair for the run. Handcycle athletes must use a recumbent handcycle on the bike course and a racing wheelchair on the run course. Conduct and standards for handlers of HC athletes is governed by the International Triathlon Union Rules. Race awards with respect to the HC Division will not be based upon age-groups within the HC Division, but will be given to the top female and male finishers of the HC Division.

FOR MORE INFORMATION, PLEASE VIEW THE [IRONMAN POLICIES](#) OR E-MAIL HANCYCLE@IRONMAN.COM.

OPEN DIVISION

The Open Division is a non-competitive, participatory division which is open to any able-bodied athlete who cannot or does not wish to participate in a specific gender or age-group division. There is no approval process required. Athletes can self-select to participate in the Open Division when registering for the event.

Athletes in the Open Division are not eligible for awards or World Championship slots and are subject to the IRONMAN Competition Rules as set forth in Article I – VII, and Article XI. Please refer to the [IRONMAN POLICIES](#) for additional information.



JOIN THE FUN
BECOME AN OFFICIAL IRONMAN TRICLUB
AND START EARNING BENEFITS TODAY.

**IRONMAN
TRICLUB**

REGISTER YOUR CLUB FOR FREE AT WWW.IRONMAN.COM/CREATE-A-CLUB



Don't try this on race day*







* A bold statement from the brand that wants to sell you the product, sure. But getting used to nutrition is one thing many athletes don't prioritize in training. Some even risk it all by trying new products on race day. So, use whatever you've trained with or get used to what you're getting on-course. In this case the GEL 100 and GEL 100 CAF 100.

Find exclusive offers for IRONMAN registered athletes on: maurten.com/ironman

VIOLATIONS

Jimmy Riccitello
GLOBAL DIRECTOR OF RULES
& OFFICIATING

	DRAFTING VIOLATION
	BLUE CARD Five-minute time penalty served in a penalty tent on the bike course.
	LITTERING VIOLATION
	BLUE CARD Five-minute time penalty served in a penalty tent on the bike course.
	BLOCKING VIOLATION
	YELLOW CARD Thirty-second time penalty served at the next penalty tent.
	DISQUALIFICATION (DSQ)
	RED CARD

**THREE BLUE CARD VIOLATIONS
WILL RESULT IN RACE
DISQUALIFICATION.**

IRONMAN will operate under the “three strikes and you’re out” principle with respect to BLUE CARD violations. DRAFTING AND LITTERING are the only two violations that will result in a BLUE CARD violation and an athlete will incur a five-minute time penalty (to be served in the closest penalty tent, located along the bike course). YELLOW CARD violations (**thirty-second time penalty**) also require an athlete to stop at the closest penalty tent location along the bike course. Any penalties incurred on the run course are to be served at the point of infraction. While YELLOW CARD violations will not count against your three strikes, IRONMAN Competition Rules still allow an athlete to be disqualified for repeated rule violations should an athlete receive excessive yellow card violations.

So that you understand the rules on race day, please take the time to read and understand the rules in the Athlete Guide and the 2023 IRONMAN Competition Rules.

The POSITION violations are summarized:

Always ride on the right side of your lane to avoid an ILLEGAL POSITION or BLOCKING call.


Keep six bike lengths of clear space between your bike’s front wheel and the rear wheel of the cyclist in front of you to avoid a DRAFTING call.


Always pass on the left of the cyclist in front of you; Never on the right to avoid an ILLEGAL PASS call. Complete your pass within 25 seconds to avoid a DRAFTING call.


Passed athletes must be seen making immediate and constant rear progress out of the drafting zone to avoid a DRAFTING call.


Do not use any device that will distract you from paying full attention to your surroundings. Using a device in a distracting manner will result in disqualification.


Triathlon is an individual event, and it is your responsibility to fully understand the rules and avoid penalties. The referee’s ruling is final in the case of POSITION violations, and there are no protests or appeals. Other common violations include:


-  **HELMET CHINSTRAP**
Your chinstrap must be securely fastened whenever you are on your bike on race day.

-  **RACE NUMBER**
You must wear your bib number during the run portion of the race. In addition, your bike frame sticker must be properly attached to your bike frame and must be visible from both sides.

-  **LITTERING**
Do not throw ANYTHING outside of official aid stations. Littering will result in a BLUE CARD violation, which is a five minute time penalty.

-  **UNAUTHORIZED EQUIPMENT**
Sorry, absolutely NO communication devices, MP3 players or other audio devices (Yes, that means NO cell phones) may be used during competition.

-  **OUTSIDE ASSISTANCE**
Non-racers may NOT ride or run alongside you.

-  **TIME PENALTIES**
Remember that even though DRAFTING and LITTERING are the only violations that incur a five minute time penalty, you must go to a penalty tent for any violation to have your number marked. There will be no penalty tents on the run. If you are penalized on the run, the official will mark your number on the spot.

Please treat other athletes, all volunteers, and your referees with courtesy and consideration. Not doing so is UNSPORTSMANLIKE CONDUCT and may result in disqualification. I sincerely hope you have a great race and achieve all your goals.

LAULIMA AUCTION

BENEFITTING THE IRONMAN FOUNDATION



Entry to a 2024 VinFast IRONMAN World Championship Race



One-on-One with the "Voice of IRONMAN" Mike Reilly



2023 World Champion Signed Finisher Tape from IRONMAN World Championship Races, and MORE!

October 11 to 20

View Packages and Bid Online

IRONMANFOUNDATION.ORG

Sign up now for updates on the auction opening, bids, and more!

Leaving a positive impact in our race communities, long after race day, through grants and volunteerism efforts.





Get race-ready with Hyperice

Our suite of products help to relieve tension, unlock sore muscles, and prime your body and mind to be at their best, so you can recover faster and train harder.

Swim. Bike. Run. Recover.



Normatec 3 Legs®



Hypervolt 2®



Hyperice



Official Recovery Technology Partner

MEDICAL POLICY

The athlete excess medical coverage protects each athlete for the day of the event at USAT-sanctioned races, camps and clinics. When athletes purchase a USAT annual license or one-day permit, a portion of those fees cover the cost to provide them with excess medical insurance. This coverage only extends to their participation in a USA Triathlon sanctioned event and is only available after the injured party has filed with any primary insurance policies. A deductible does apply for this excess coverage.

If an athlete is injured while participating in a USA Triathlon sanctioned event the following steps must be followed:

- Athletes must file with their primary healthcare provider (i.e. United Healthcare, Blue Cross Blue Shield, Aetna, traveler's insurance, etc.).
- Athlete completes a medical claim form.
- For serious incidents or for athletes requesting coverage, the Race Director can provide them with a medical claim form. The medical claim form, along with all explanation of benefit documents, should be sent directly from the athlete to the insurance company as indicated on the claim form.

For a copy of the claim form, please e-mail SANCTION@USATRIATHLON.ORG.

- Athletes will pay a deductible. All claimants will pay anywhere from \$250 USD (two-hundred and fifty U.S. dollars) to \$1,000 USD (one thousand U.S. dollars) out of pocket and possibly more for uncovered expenses.

Be advised that coverage may not apply to each and every claim. Additionally, coverage only extends to Athletes that have purchased a USA Triathlon annual license or one-day permit and were injured through participation in a USA Triathlon sanctioned event. Please e-mail questions to SANCTION@USATRIATHLON.COM.

All medical expenses incurred are the sole responsibility of the athlete and not IRONMAN. USAT provides secondary coverage in qualified circumstances. Failure to meet financial responsibility to local medical facilities will result in suspension of future participation at IRONMAN events until accounts are settled.

Particular dangers include dehydration, hyponatremia, sunburn, exhaustion and injuries sustained from accidents. Please ask for medical help if you have the slightest hint you may need it. You will not be penalized for receiving a medical evaluation. You will be withdrawn from the race only if you require transportation, IV fluids or if medical personnel feel your continued participation could result in serious harm or death.

During events of extreme endurance, the body's pain threshold is raised, and you may be in more trouble than you realize. The medical personnel will do all they can to keep you in the race and assure a safe finish. Also, please be attentive when taking water and sponges from volunteers when you're on your bike to avoid the possibility of accident or injury to yourself or another.

Please trim your fingernails and toenails prior to the start of the race to avoid injury to other athletes. Be especially careful to rinse your goggles of any excess defogger solutions to avoid eye irritation.

If you spend three months prior to the event in a different climate, we suggest you consider an acclimation period before the race. The chance of dehydration and electrolyte imbalance can be reduced significantly by a proper period of acclimation.

Stay with your familiar and proven routine regarding training, nutrition and equipment, especially just prior to the race. This also applies to pre-race dietary intake and medications. It is recommended you avoid an extreme elimination diet. Adequate salt intake during training and during the event is especially important.

If you are taking any medications, or have any medical problem that may influence your performance or your treatment in the event of an injury, advise us of all necessary details well in advance of race day.

At Athlete Check-In, you are required to notify the medical team, in writing, if there is any change in your medical status/condition after your application has been processed. Failure to do so will result in suspension of participation in future IRONMAN events.

You are solely responsible for avoiding medications that appear on the list of banned substances as determined from WADA.

Feedback from previous IRONMAN and IRONMAN 70.3 athletes indicates we can never over emphasize the importance of hydrating prior to and during the event. IRONMAN's Chief Physician recommends you begin hydrating heavily several days before the race and drink enough water so your urine is clear, colorless and copious by race day.

PLEASE NOTE

Full disclosure of medical condition(s), general health and surgical procedures within the previous 12 months is required. Medical consultation/clearance may be necessary from an attending physician prior to participating in the event.

In all cases, the final decision of medical consideration is at the discretion of the IRONMAN Medical Director.

ACTIVE




✓ **10k**

✓ **Marathon**

✓ **Cycling race**

Triathlon

Explore your next race on [ACTIVE.com](https://www.active.com)



BECOME AN IRONMAN ALL WORLD ATHLETE

DEDICATION. PERFORMANCE. GLOBAL PRESTIGE.
EARN YOUR PLACE AMONG THE ELITE.



The All World Athlete (AWA) program rewards age-group athletes for their hard work, dedication, and performance across IRONMAN and IRONMAN 70.3 events each year.

Are you ready to take your triathlon journey to new heights? Unleash your full potential and claim your place among the elite as an IRONMAN All World Athlete.



GLOBAL RECOGNITION



EXCLUSIVE BENEFITS



COMPETITIVE RANKING



INSPIRING COMMUNITY

VIEW BENEFITS AND LEARN MORE AT: [HTTPS://WWW.IRONMAN.COM/ALL-WORLD-ATHLETE](https://www.ironman.com/all-world-athlete)



LEARN MORE



2023 OFFICIAL MEDICAL SUPPLIER

NEVER MISS A DAY

KINESIOLOGY TAPE
PRECUT STRIPS



STAYS ON
IN WATER



PAIN
MANAGEMENT



STRETCHY
MATERIAL

A RUGGED LINE OF
KINESIOLOGY TAPE PRECUT STRIPS,
WRAPS, BRACES, SUPPORTS & BANDAGES

[CURAD.COM/PERFORMANCE-SERIES](https://www.curad.com/performance-series)

FAQS

1. WHEN WILL THE BIB LIST BE POSTED?

All bib numbers will be assigned on site. There will not be a bib list available ahead of time.

2. HOW DO I GET MY ACTIVE QR CODE FOR ATHLETE CHECK-IN?

Log in to [HTTPS://MYEVENTS.ACTIVE.COM/WTC](https://myevents.active.com/wtc), go to your event and select the "Registration & QR Code" button. Please print out or screenshot this on your mobile device for easy reference later.

3. WHAT AGE GROUP WILL I RACE IN?

The Age Group breakdown is as follows:

18-24, 25-29, 30-34, 35-39, 40-44, 45-49, 50-54, 55-59, 60-64, 65-69, 70-74, 75-79, 80+

You will race in the Age Group corresponding with your USAT age, which is your age at the end of the year on December 31, 2023.

4. WHAT IF I CANNOT STAY FOR SLOT ALLOCATION OR AWARDS?

If you are not present for Slot Allocation, you automatically forfeit your slot should you qualify. All athletes who qualify and wish to claim their slot must be present. If you cannot stay for the Awards Ceremony, email MICHIGAN70.3@IRONMAN.COM within 30 days to arrange for your award to be shipped to you.

5. WHAT SHOULD I DO IF THERE IS A PROBLEM WITH MY RACE TIMING?

If there is an issue with timing, please contact TIMING@IRONMAN.COM. If you have a question regarding your Age Group Ranking, please contact AWA@IRONMAN.COM.

6. HOW DO I UPDATE MY TRICLUB?

Login to your IRONMAN profile and click on 'Club Membership'. Click 'Add Club' to update your affiliation. Updates must be made 45 days prior to race day. Affiliations cannot be updated on-site. Please email TRICLUB@IRONMAN.COM with any questions.

7. HOW DOES MEDICAL SUPPORT WORK ON COURSE?

If you need minor medical assistance, a SAG vehicle will take you to the medical tent. Ambulances will also be available take you to the nearest hospital. If you have a technical problem or have bonked, the SAG vehicle will take you to the next aid station. If you have a problem on course, go to an aid station for assistance.



— MORE THAN JUST MEDALS —
YOUR SOURCE FOR AWARDS, APPAREL & PROMOTIONAL PRODUCTS



The Official Medal Supplier of IRONMAN and the Rock 'n' Roll Running Series

www.AlwaysAdvancing.net | info@alwaysadvancing.net

INNOVATIVE SWEAT
ACTIVATED APPAREL

VIEWSPORT[®]
MOTIVATION REVEALED



RIDE THE REVOLUTION



YOUR RIDE. YOUR CHOICE.

KICKR began as a simple idea: a new way to ride indoors. Little did we know we'd ignite an indoor training revolution. A revolution that rolls on today in the form of the world's most complete indoor training ecosystem. An integrated cycling experience that offers cyclists of all levels the tools they need to get faster, fitter and have more fun while chasing their goals. From accessories that blur the line between virtual and reality, **the revolution isn't over, it's just begun.**



wahoo
wahoofitness.com

ATHLETE CHECK LIST

HAVE YOU REMEMBERED TO:

Book flights and accommodations to arrive in time for Athlete Check-In?

PRE-RACE:

- Directions to Hotel
- Directions to Athlete Check-In
- Directions to Race Start
- Directions to Race Finish
- Photo ID
- Valid USAT Card - if member (*if you paid for a one-day license online, no need to bring a card*)
- Bike Services/Tune up
- Attend Athlete Check-In
- Attend Athlete Briefing
- Study the race courses and plan your nutrition

RACE DAY – SWIM:

- Timing Chip and Strap
- Swimsuit/Wetsuit (if applicable)
- Goggles (consider a spare pair as well)
- Race Day Swim Cap (provided at Check-In)
- Ear Plugs/Nose Plug (optional)
- Throw away long sleeved shirt and shoes to wear and discard before the race or place in your provided Morning Clothes Bag

RACE DAY – BIKE:

- Bike Pump
- Extra Nutrition
- Extra Water Bottles
- Aero Water Bottle Straw
- Bike Repair Kit
 - Bar-end plugs
 - CO2 Cartridge(s)
 - Spare Tire
 - Spare Tube
 - Tire levers
 - Valve Stem Extenders
 - Patch Kit
 - Wrench Set/Tools
- Vaseline
- Sunscreen
- Helmet
- Sunglasses
- Bike Shoes
- Socks
- GPS Watch or Bike Computer

RACE DAY – RUN:

- Fuel Belt
- Race Belt or Safety Pins
- Bib Number
- Hat/Visor
- Reflective tape (if applicable)
- Running Shoes
- Socks
- Sunglasses
- Water Bottle

MISCELLANEOUS:

- Body Glide
- Antibacterial Gel
- Contacts or Rx Glasses
- Heart Rate Monitor & Chest Strap
- Towel
- Hair Ties
- Lip Balm
- Post-Race Clothing
- Extra Swimsuit and Cap for practice swim (if applicable)
- Extra Tri Kit for practice



DISCOVER THE
BREITLING ENDURANCE
PRO IRONMAN
COLLECTION.

 BREITLING



Visit: www.ironmanstore.com



R2^{3.0} CALF SLEEVES



Compression Grid Pattern

Targeted high level muscle support.

Decreasing the risk of injury and cramps.



Waffle Proprioceptive Stripes

Promote microcirculation and lymphatic flow.

Less chance of shin splints & stomach inflammation



Achilles Proprioceptive Stripes

Promotes support and microcirculation to the achilles tendon.

Added support & less inflammation



Fibular Stripes

3D textured yarn activates the fibular muscles, improving balance & stability.

Less chance of sprained ankles

MICRO GAINS, MACRO RESULTS.



MASSAGING FIBER



SHOCK ABSORBER



THERMO-REGULATION



K-PROTECT



REFLECTIVE LOGO



www.compressport.com



5

A STEP AHEAD OF YOUR TRAINING PLAN?



Explore more here.

RED BULL GIVES YOU WINGS. 